Log Export Monitoring

Monthly Report

For

December 2013

to the

Papua New Guinea Forest Authority

April 2014

Friday, 11th April 2014

Dear Reader

Re: EXPORT LOG MONITORING

Please find attached a copy of the SGS PNG monthly report on its log export monitoring activities for the month of December – 2013. A comprehensive range of log export statistical tables and results of the SGS PNG inspection services has been included.

A total of 49 inspections were carried out this month. Of these, serious discrepancies were detected and corrected for 19 shipments. This represents 39 percent of all shipments. The total volume inspected was 175,194 m^3 for the month. Logs exported without initially being declared for export by exporters totalled 2,287 m^3. Supplementary declarations by the exporters were required for all these logs, in order to ensure that The State obtained the full financial benefits of the total log export cargoes.

Financial highlights due to export monitoring for this month are as follows:

Additional Log Export Development Levy collectable (K)	16,075
Additional Customs Duty collectable (K)	315,549
Additional Foreign Exchange (K)	642,220
Estimate of Additional Tax Revenue (K)	192,666

The following table summarises the benefits of the monitoring Agreement to Papua New Guinea for the year to date, and the previous two years.

	2011	2012	2013
Direct Project Expenses (K)	7,086,024	6,550,176	7,489,752
Additional Development Levy Payable (K)	215,829	199,685	193,851
Additional Customs Duty Payable (K)	3,158,259	2,594,014	2,930,325
Additional Tax Payable IRC (K, Estimate)	2,139,694	1,801,907	1,873,754
Additional Foreign Exchange (K)	7,162,327	6,006,356	6,245,844
Deterrent Effect (K, additional foreign exch. estimate)	36,603,622	29,700,314	36,207,938

Note: 2013 figures are for January to December

SGS has noted a significant decrease in discrepancies over time since surveillance services were established in late 1994. This on-going 'deterrent effect' has been estimated by the PNGFA as five per cent of the FOB value of log exports.

When reviewing the export and inspections data, it should be noted that not all shipments inspected during the month were exported before month's end.

For any change of address or if you would like to add a name to the mailing list or be removed from the mailing list, please contact the SGS office by email, telephone or fax, at your convenience. Similarly, please advice if you would prefer to receive an email copy of the report instead of a printed copy.

Yours faithfully

Bruce Telfer
Managing Director
SGS PNG Ltd
Port Moresby

Hilights of Log Exports in 2013

1. In 2013, December month had the highest log export volume, followed by October and February. FOB value in Kina was also same in this order. August had the lowest volume export for the year. (See Graph 1)
2. Log volumes shipped to China amounted to 86 per cent, the highest in the year. There were seven export destinations for 2013. (See Graph 2)
3. Log volumes shipped out of West New Britain Province amounted to 24.3 per cent, the highest for the year. Milne Bay was the lowest exporting province. (See Graph 3)
4. In 2013, shipped tau had the highest log volumes (14.9 per cent), followed by kwila at 11.2 per cent comparing group 1 spp alone. (See Graph 4)
5. In terms of log grade, 93 per cent of shipped log volumes were saw veneer. Group 1 spp was also the highest volume exported at 63 per cent for the year. (See Graph 5 & 6)
6. The highest exporting company in 2013 was Gilford Ltd (7.0 per cent of the log volumes). Cakara Alam (PNG) Ltd followed after at 5.6 per cent, Niugini International Corporation Ltd at 5.4 per cent and Vanimo Jaya at 5.0 per cent. (See Graph 7)
7. FCA projects contributed 29 per cent of the log volumes shipped in 2013. (See Graph 8)

Graphical Hilights of Log Export Summary for 2013

Graph 1

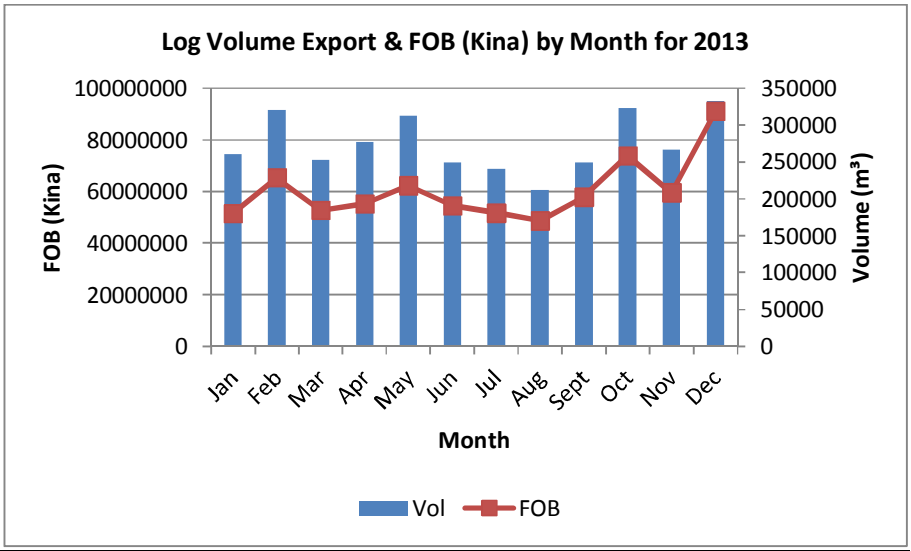

Graph 2

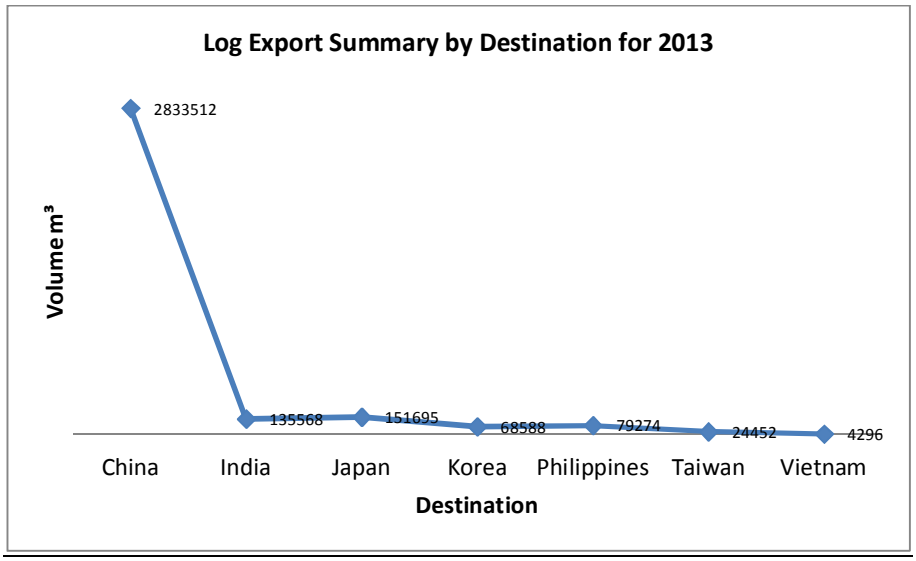

Graph 3

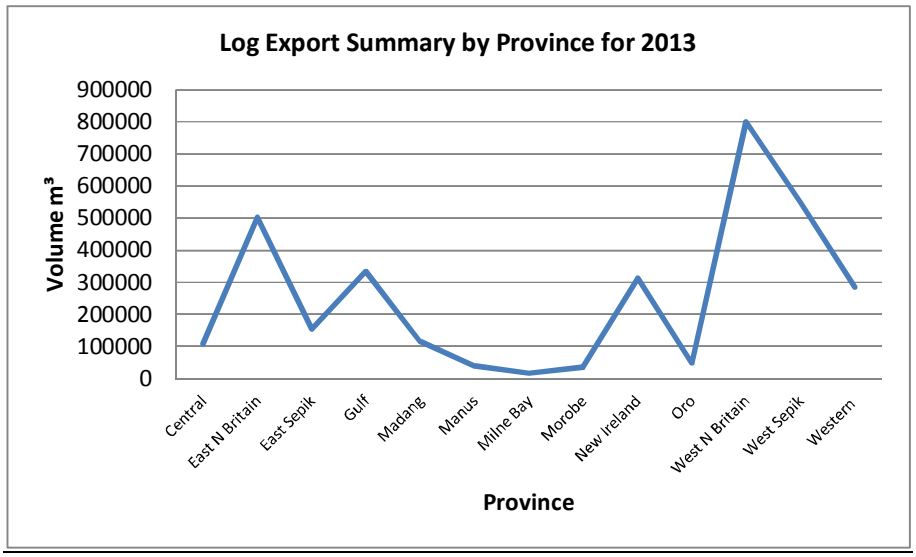

Graph 4

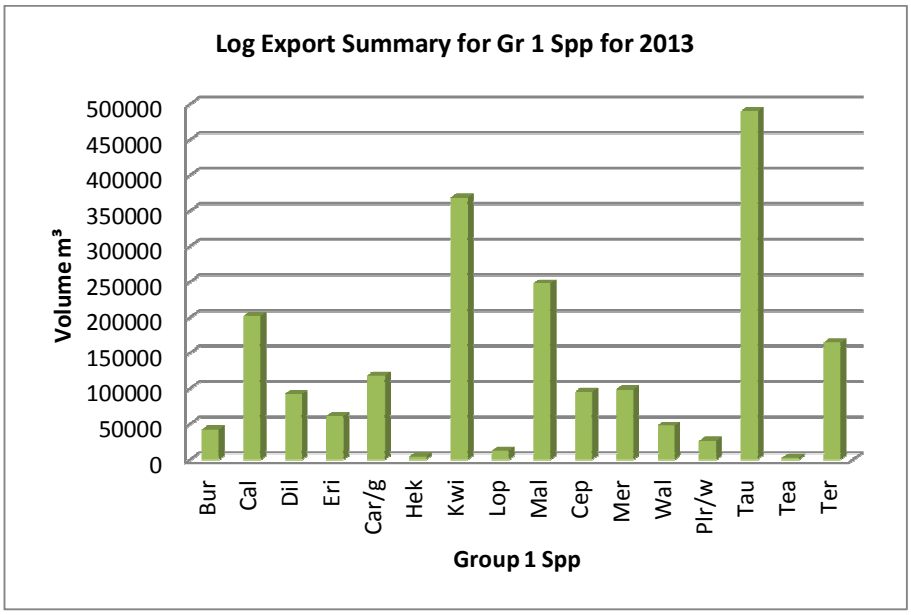

Graph 5

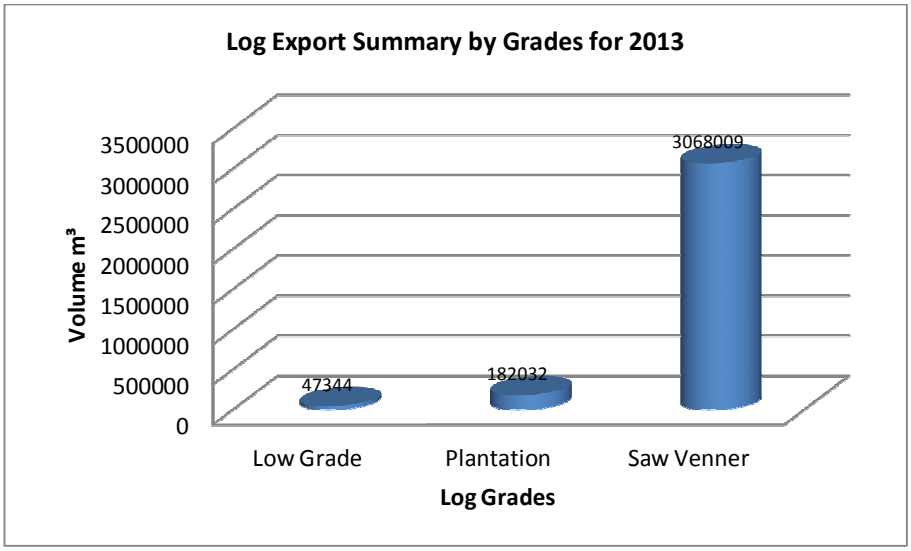

Graph 6

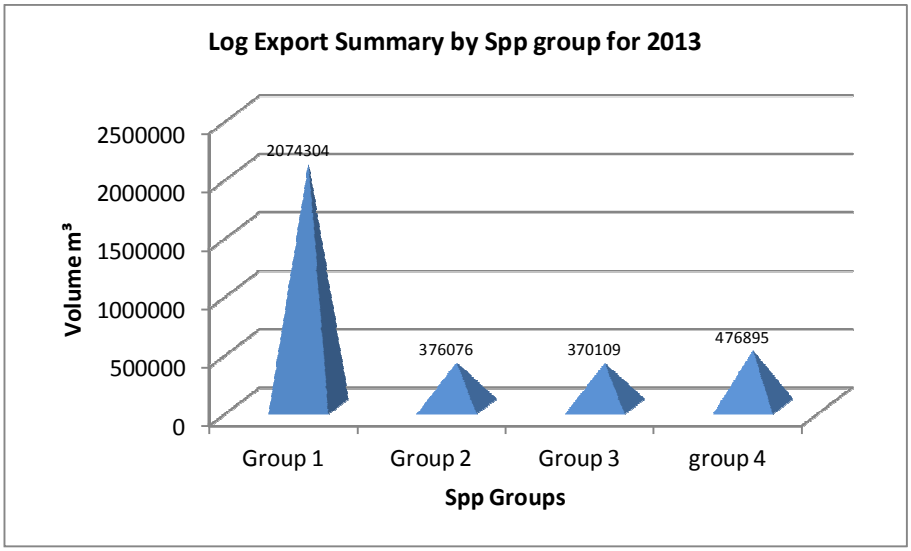

Graph 7

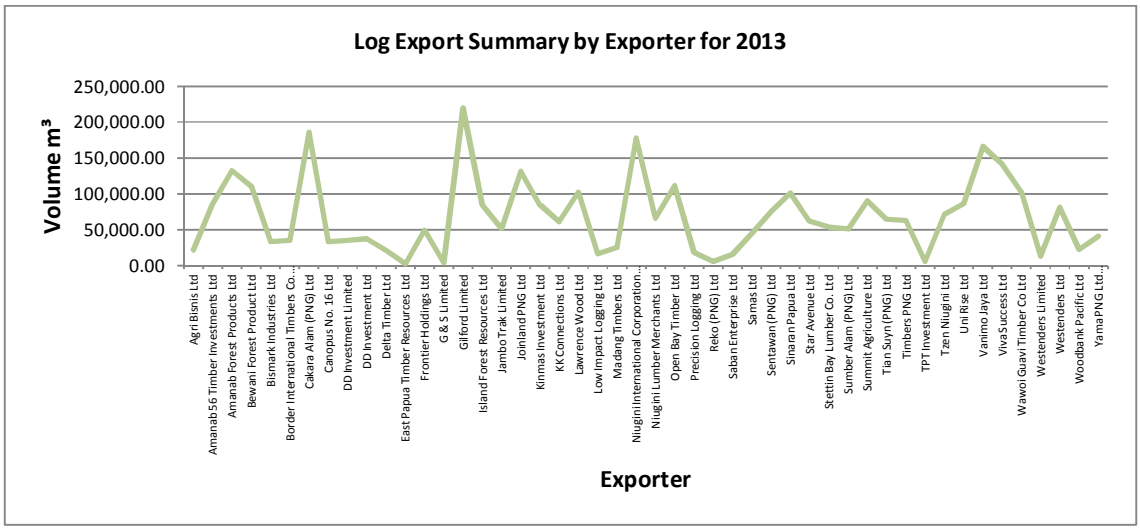

Graph 8

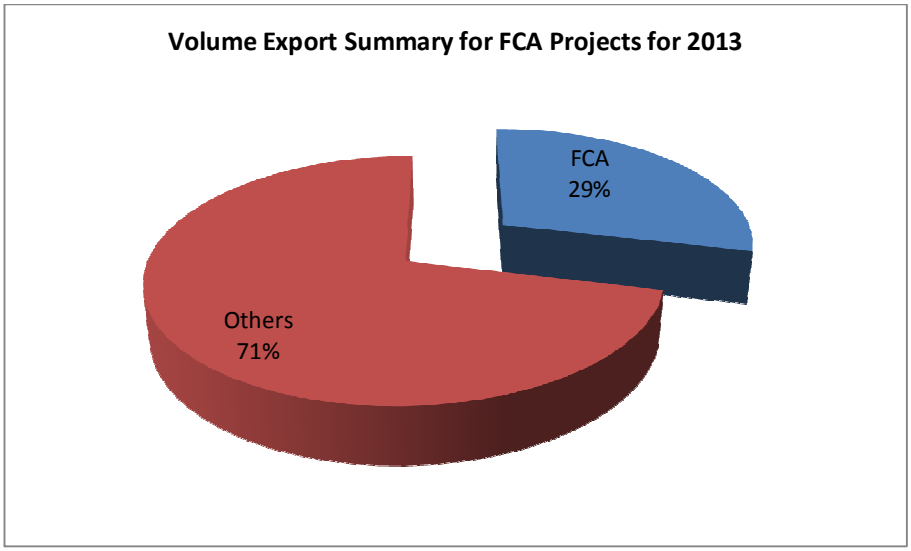

SGS

Log Exports Monthly Summary for 2013: Volumes (m3), FOB Values (USD and Kina) and Duty Payable (Kina)

Report printed: 29/01/14 9:37:40 AM

Month	Volume (m3)	Value FOB (USD)	Value FOB (K)	Duty (K) Payable	Levy (K) Payable
January	260,886	25,886,658	51,434,370	14,658,795	2,087,089
February	320,248	32,752,533	65,398,830	17,709,749	2,371,310
March	252,692	25,721,921	52,762,545	14,563,229	1,941,403
April	277,196	26,939,667	55,187,681	14,807,424	2,059,038
May	313,076	29,877,753	62,309,047	17,418,963	2,449,785
June	248,946	25,899,929	54,445,674	14,679,169	1,859,767
July	240,832	24,526,034	51,668,068	13,866,296	1,788,818
August	211,487	22,123,043	48,650,182	12,812,501	1,558,192
September	248,945	25,259,582	57,817,675	15,570,010	1,854,839
October	323,992	30,293,047	73,804,223	19,732,650	2,404,137
November	266,755	24,677,194	59,536,330	16,462,617	2,039,837
December	332,330	38,526,573	91,144,138	24,926,062	2,508,612
Year to Date	**3,297,385**	**332,483,934**	**724,158,764**	**197,207,466**	**24,922,827**

Monthly Actual Shipped Volumes (m3) by Log Grades and Species/Groups

Log Grade: Saw/Veneer

Species / Group	Month 12/13	11/13	10/13	9/13	8/13	7/13	6/13	5/13	4/13	3/13	2/13	1/13	12-month total
Burckella	5,465	4,435	4,259	1,971	2,552	2,379	2,413	4,631	3,131	3,157	3,984	3,527	**41,903**
Calophyllum	23,921	20,135	21,095	16,338	13,270	10,575	11,359	19,249	14,930	13,050	21,961	15,431	**201,312**
Dillenia	10,589	9,071	9,300	4,923	7,274	9,515	6,271	8,414	7,231	4,770	9,945	4,401	**91,703**
Erima	5,385	4,602	5,595	2,914	3,833	3,265	5,091	6,791	5,557	5,940	4,878	5,377	**59,227**
Grey Canarium	2,556	2,153	2,944	1,812	1,650	1,540	2,544	2,894	2,685	2,219	3,223	2,752	**28,972**
Hekakoro	537	290	33	18	3	201	719	128	604	494	535	569	**4,130**
Kwila	61,010	12,113	15,005	30,171	25,705	27,521	33,214	23,170	26,933	33,547	46,619	33,359	**368,366**
Lophopetallum/Perupok	1,299	1,119	1,248	1,051	683	909	795	1,105	1,324	756	1,291	850	**12,428**
Malas	27,873	22,026	22,990	8,472	14,668	17,170	12,959	32,628	18,018	21,764	23,785	24,176	**246,529**
Pencil Cedar	7,816	7,647	9,303	7,925	4,341	7,370	7,564	9,058	7,700	8,561	10,077	6,961	**94,324**
PNG Mersawa	5,238	7,752	16,778	3,235	8,379	9,247	8,196	9,182	8,703	7,539	3,041	7,886	**95,176**
PNG Walnut	2,224	3,381	5,335	4,087	2,942	3,084	4,446	3,740	4,329	4,014	3,002	5,540	**46,124**
Red Canarium	8,139	7,716	8,428	8,664	5,233	5,953	5,228	7,023	7,938	5,511	7,175	8,048	**85,054**
Red Planchonella	492	1,020	971	564	547	702	526	681	552	339	413	741	**7,548**
Taun	43,245	37,773	49,133	34,402	29,354	37,479	34,530	53,610	38,416	34,875	45,946	41,646	**480,409**
Terminalia	15,434	11,774	16,389	11,856	9,526	10,279	14,323	13,789	12,316	9,341	14,378	13,591	**152,996**
White Planchonella	2,006	1,579	1,327	1,275	1,307	1,102	1,709	1,694	1,622	1,524	1,591	1,579	**18,314**
Group 1 Species Total	**223,227**	**154,585**	**190,132**	**139,677**	**131,268**	**148,290**	**151,889**	**197,786**	**161,988**	**157,400**	**201,842**	**176,431**	**2,034,514**
Group 2 Species Total	**12,527**	**20,410**	**17,811**	**18,607**	**10,745**	**13,918**	**14,685**	**19,856**	**15,672**	**19,065**	**18,104**	**15,704**	**197,103**
Group 3 Species Total	**36,387**	**33,169**	**41,831**	**29,522**	**22,547**	**23,910**	**27,397**	**34,261**	**32,957**	**24,262**	**32,959**	**27,388**	**366,589**
Group 4 Species Total	**40,666**	**46,157**	**47,851**	**37,885**	**29,398**	**32,416**	**33,841**	**47,350**	**45,141**	**32,526**	**39,207**	**37,362**	**469,802**
Grade Total (m3)	**312,807**	**254,321**	**297,625**	**225,691**	**193,958**	**218,534**	**227,811**	**299,253**	**255,758**	**233,252**	**292,112**	**256,886**	**3,068,009**

Log Grade: Plantation diam 60+ cm: regular

Species / Group	Month 12/13	11/13	10/13	9/13	8/13	7/13	6/13	5/13	4/13	3/13	2/13	1/13	12-month total
Erima			52		225				117	21	33		**449**
Terminalia			19	3	26				6		346		**400**
Group 2 Species	992	1,025	676	846	516	1,212	721	152	757	1,087	470		**8,454**
Group 4 Species			29										**29**
Group 1 Species Total			**71**	**3**	**251**				**124**	**21**	**379**		**849**
Group 2 Species Total	**992**	**1,025**	**676**	**846**	**516**	**1,212**	**721**	**152**	**757**	**1,087**	**470**		**8,454**
Group 4 Species Total			**29**										**29**
Grade Total (m3)	**992**	**1,025**	**776**	**849**	**767**	**1,212**	**721**	**152**	**881**	**1,109**	**849**		**9,331**

Log Grade: Plantation diam 50 - 59 cm: small

Species / Group	Month												12-month total
	12/13	11/13	10/13	9/13	8/13	7/13	6/13	5/13	4/13	3/13	2/13	1/13	
Erima			58		75				79	49	5		**267**
Terminalia			157	2	137				49		883		**1,228**
Group 2 Species	3,671	3,162	4,550	3,778	2,694	2,841	3,209	1,710	3,484	2,009	2,765		**33,874**
Group 4 Species			17										**17**
Group 1 Species Total			**215**	**2**	**213**				**128**	**49**	**888**		**1,495**
Group 2 Species Total	**3,671**	**3,162**	**4,550**	**3,778**	**2,694**	**2,841**	**3,209**	**1,710**	**3,484**	**2,009**	**2,765**		**33,874**
Group 4 Species Total			**17**										**17**
Grade Total (m3)	**3,671**	**3,162**	**4,783**	**3,780**	**2,907**	**2,841**	**3,209**	**1,710**	**3,612**	**2,058**	**3,653**		**35,386**

Log Grade: Plantation diam 40 - 49 cm: super small

Species / Group	Month												12-month total
	12/13	11/13	10/13	9/13	8/13	7/13	6/13	5/13	4/13	3/13	2/13	1/13	
Erima			34		47				44	76	11		**213**
Terminalia			472		385				237		1,575		**2,669**
Group 2 Species	7,792	3,010	9,847	5,762	5,212	7,320	7,876	3,040	8,192	3,159	5,071		**66,280**
Group 4 Species			29										**29**
Group 1 Species Total			**507**		**432**				**281**	**76**	**1,586**		**2,882**
Group 2 Species Total	**7,792**	**3,010**	**9,847**	**5,762**	**5,212**	**7,320**	**7,876**	**3,040**	**8,192**	**3,159**	**5,071**		**66,280**
Group 4 Species Total			**29**										**29**
Grade Total (m3)	**7,792**	**3,010**	**10,383**	**5,762**	**5,644**	**7,320**	**7,876**	**3,040**	**8,474**	**3,235**	**6,656**		**69,191**

Log Grade: Plantation diam 30 - 39 cm: baby small

Species / Group	Month												12-month total
	12/13	11/13	10/13	9/13	8/13	7/13	6/13	5/13	4/13	3/13	2/13	1/13	
Erima			1		2				7	7	2		**20**
Terminalia			344		433				297		1,735		**2,809**
Group 2 Species	5,987	3,318	7,073	5,618	4,403	5,856	4,625	1,842	6,312	3,145	7,744		**55,925**
Group 4 Species			35										**35**
Group 1 Species Total			**345**		**435**				**304**	**7**	**1,737**		**2,829**
Group 2 Species Total	**5,987**	**3,318**	**7,073**	**5,618**	**4,403**	**5,856**	**4,625**	**1,842**	**6,312**	**3,145**	**7,744**		**55,925**
Group 4 Species Total			**35**										**35**
Grade Total (m3)	**5,987**	**3,318**	**7,452**	**5,618**	**4,838**	**5,856**	**4,625**	**1,842**	**6,617**	**3,153**	**9,482**		**58,788**

Log Grade: Plantation diam 20 - 29 cm: tiny small

Species / Group	Month												12-month total
	12/13	11/13	10/13	9/13	8/13	7/13	6/13	5/13	4/13	3/13	2/13	1/13	
Teak					989								**989**
Terminalia			11		61								**72**
Group 2 Species	312	1,261	50	1,081	47		44	109	233	462	3,194		**6,793**
Group 4 Species			19										**19**
Group 1 Species Total			**11**		**1,050**								**1,061**
Group 2 Species Total	**312**	**1,261**	**50**	**1,081**	**47**		**44**	**109**	**233**	**462**	**3,194**		**6,793**
Group 4 Species Total			**19**										**19**
Grade Total (m3)	**312**	**1,261**	**81**	**1,081**	**1,097**		**44**	**109**	**233**	**462**	**3,194**		**7,873**

Log Grade: Plantation diam 00 - 19 cm: little small

Species / Group	Month												12-month total
	12/13	11/13	10/13	9/13	8/13	7/13	6/13	5/13	4/13	3/13	2/13	1/13	
Teak					1,461								**1,461**
Group 1 Species Total					**1,461**								**1,461**
Grade Total (m3)					**1,461**								**1,461**

Log Grade: Low grade

Species / Group	Month												12-month total
	12/13	11/13	10/13	9/13	8/13	7/13	6/13	5/13	4/13	3/13	2/13	1/13	
Burckella	56		8	28	7	12	3	57		99	123		**394**
Calophyllum	170	1		65	53	5	48	114	2	192	131	10	**792**
Dillenia	33			86	1		2	30		8	80	8	**248**
Erima	3		73	118	2	58	118	34	266	37	161	46	**916**
Grey Canarium	50	10	2	52	3	19	14	119	2	48	5		**323**
Kwila						62		95			10		**168**
Lophopetallum/Perupok	4			3			12	58	1	3	31		**113**
Malas				91	24	154	40	184	19	195	206	302	**1,215**
Pencil Cedar	7	4		60	22	59	384	241		6	263	114	**1,159**
PNG Mersawa			149	5	168	260	1,004	469		860	535	59	**3,509**
PNG Walnut		5		304	99	357	46	196	44	157	19	297	**1,523**
Red Canarium	74	6	101	921	33	285	171	94	486	991	87	775	**4,025**
Red Planchonella			2	21		34	32	36	4	59	6	48	**244**
Taun	21	216	1,608	1,144	281	1,577	1,355	1,533	354	818	642	388	**9,937**
Terminalia	23	28	361	887	9	363	203	432	429	655	146	808	**4,344**
White Planchonella				60		38	27	15	15	108	25	14	**302**
Group 1 Species Total	**440**	**270**	**2,304**	**3,845**	**702**	**3,283**	**3,460**	**3,710**	**1,622**	**4,238**	**2,470**	**2,869**	**29,213**
Group 2 Species Total	**64**	**293**	**5**	**278**	**23**	**233**	**169**	**421**		**4,228**	**1,435**	**501**	**7,648**
Group 3 Species Total	**143**	**24**	**13**	**294**	**32**	**578**	**536**	**911**		**659**	**209**	**121**	**3,520**
Group 4 Species Total	**123**	**72**	**571**	**1,747**	**59**	**975**	**494**	**1,929**		**299**	**187**	**509**	**6,964**
Grade Total (m3)	**770**	**659**	**2,892**	**6,164**	**816**	**5,069**	**4,659**	**6,970**	**1,622**	**9,423**	**4,302**	**4,000**	**47,344**

Product All logs

Species / Group	Month												12-month total
	12/13	11/13	10/13	9/13	8/13	7/13	6/13	5/13	4/13	3/13	2/13	1/13	
Burckella	5,521	4,435	4,267	1,999	2,559	2,391	2,416	4,688	3,131	3,256	4,107	3,527	**42,297**
Calophyllum	24,091	20,136	21,095	16,402	13,324	10,579	11,407	19,363	14,931	13,242	22,091	15,442	**202,104**
Dillenia	10,622	9,071	9,300	5,008	7,275	9,515	6,274	8,444	7,231	4,779	10,025	4,409	**91,951**
Erima	5,387	4,602	5,813	3,032	4,185	3,323	5,209	6,825	6,071	6,131	5,089	5,423	**61,090**
Grey Canarium	2,607	2,163	2,946	1,864	1,653	1,559	2,558	3,013	2,688	2,267	3,227	2,752	**29,295**
Hekakoro	537	290	33	18	3	201	719	128	604	494	535	569	**4,130**
Kwila	61,010	12,113	15,005	30,171	25,705	27,584	33,214	23,265	26,933	33,547	46,629	33,359	**368,534**
Lophopetallum/Perupok	1,303	1,119	1,248	1,054	683	909	808	1,163	1,325	759	1,322	850	**12,541**
Malas	27,873	22,026	22,990	8,563	14,692	17,324	13,000	32,811	18,037	21,959	23,991	24,478	**247,744**
Pencil Cedar	7,822	7,652	9,303	7,985	4,363	7,429	7,948	9,300	7,700	8,567	10,340	7,075	**95,483**
PNG Mersawa	5,238	7,752	16,928	3,241	8,547	9,507	9,200	9,651	8,703	8,400	3,576	7,944	**98,685**
PNG Walnut	2,224	3,386	5,335	4,391	3,042	3,441	4,492	3,936	4,373	4,170	3,020	5,838	**47,647**
Red Canarium	8,213	7,722	8,529	9,585	5,265	6,238	5,399	7,117	8,424	6,501	7,262	8,822	**89,078**
Red Planchonella	492	1,020	973	585	547	736	558	718	556	398	419	789	**7,792**
Taun	43,266	37,989	50,741	35,546	29,634	39,056	35,885	55,143	38,769	35,693	46,588	42,034	**490,345**
Teak					2,450								**2,450**
Terminalia	15,457	11,802	17,753	12,748	10,576	10,642	14,526	14,221	13,335	9,996	19,065	14,398	**164,519**
White Planchonella	2,006	1,579	1,327	1,334	1,307	1,140	1,736	1,709	1,637	1,632	1,616	1,593	**18,616**
Group 1 Species Total	**223,667**	**154,855**	**193,585**	**143,526**	**135,812**	**151,573**	**155,348**	**201,496**	**164,447**	**161,792**	**208,903**	**179,301**	**2,074,304**
Group 2 Species Total	**31,345**	**32,478**	**40,012**	**35,970**	**23,639**	**31,380**	**31,329**	**27,130**	**34,651**	**33,154**	**38,783**	**16,205**	**376,076**
Group 3 Species Total	**36,529**	**33,193**	**41,843**	**29,816**	**22,580**	**24,488**	**27,933**	**35,172**	**32,957**	**24,921**	**33,168**	**27,509**	**370,109**
Group 4 Species Total	**40,789**	**46,229**	**48,551**	**39,632**	**29,456**	**33,391**	**34,335**	**49,278**	**45,141**	**32,825**	**39,394**	**37,872**	**476,895**
Grand Totals (m3)	**332,330**	**266,755**	**323,992**	**248,945**	**211,487**	**240,832**	**248,946**	**313,076**	**277,196**	**252,692**	**320,248**	**260,886**	**3,297,385**

SGS

Monthly Export Log Revenues (K'000) by Log Grades and Species/Groups

Log Grade: Saw/Veneer

Species / Group	Month 12/13	11/13	10/13	9/13	8/13	7/13	6/13	5/13	4/13	3/13	2/13	1/13	12-month total
Burckella	1,155	935	910	391	483	432	433	829	551	557	659	565	**7,899**
Calophyllum	6,083	5,175	5,423	3,967	3,038	2,345	2,496	4,146	3,221	2,861	4,531	3,100	**46,385**
Dillenia	2,176	1,873	2,009	984	1,375	1,715	1,129	1,499	1,266	816	1,629	703	**17,174**
Erima	1,125	958	1,183	563	733	584	918	1,196	949	996	806	857	**10,867**
Grey Canarium	544	454	619	360	310	280	463	512	468	382	530	440	**5,363**
Hekakoro	121	65	7	3	1	37	132	23	106	85	87	93	**760**
Kwila	33,972	6,954	8,494	15,511	12,992	13,307	15,997	11,078	12,187	15,250	20,492	14,561	**180,794**
Lophopetallum/Perupok	287	235	263	216	130	167	144	193	229	139	212	136	**2,351**
Malas	5,975	4,732	4,849	1,661	2,747	3,090	2,329	5,834	3,131	3,748	3,990	3,913	**46,000**
Pencil Cedar	2,023	1,991	2,444	1,923	1,002	1,602	1,675	1,976	1,648	1,834	2,064	1,395	**21,579**
PNG Mersawa	1,363	2,044	4,480	828	1,984	2,056	1,842	2,058	1,920	1,673	654	1,635	**22,537**
PNG Walnut	445	675	1,088	774	532	529	764	637	725	663	487	881	**8,201**
Red Canarium	1,693	1,595	1,760	1,689	980	1,057	930	1,239	1,386	946	1,188	1,286	**15,748**
Red Planchonella	104	216	211	111	102	126	94	123	97	58	68	118	**1,428**
Taun	11,092	9,687	12,660	8,219	6,741	8,188	7,508	11,626	8,141	7,248	9,462	8,382	**108,953**
Terminalia	3,255	2,474	3,488	2,330	1,796	1,838	2,569	2,434	2,140	1,589	2,381	2,170	**28,466**
White Planchonella	432	344	281	254	247	200	311	302	285	262	265	256	**3,439**
Group 1 Species Total	**71,845**	**40,406**	**50,169**	**39,787**	**35,192**	**37,552**	**39,735**	**45,704**	**38,451**	**39,107**	**49,504**	**40,492**	527,943
Group 2 Species Total	**2,355**	**3,799**	**3,393**	**3,267**	**1,783**	**2,241**	**2,354**	**3,129**	**2,435**	**2,975**	**2,633**	**2,269**	32,632
Group 3 Species Total	**6,393**	**5,876**	**7,452**	**4,927**	**3,538**	**3,659**	**4,138**	**5,032**	**4,764**	**3,536**	**4,513**	**3,648**	57,477
Group 4 Species Total	**6,750**	**7,611**	**7,840**	**5,867**	**4,348**	**4,633**	**4,736**	**6,502**	**6,124**	**4,367**	**5,019**	**4,623**	68,420
Grade Total (K'000)	**87,342**	**57,692**	**68,854**	**53,848**	**44,860**	**48,085**	**50,963**	**60,366**	**51,774**	**49,986**	**61,668**	**51,032**	**686,472**

Log Grade: Plantation diam 60+ cm: regular

Species / Group	Month 12/13	11/13	10/13	9/13	8/13	7/13	6/13	5/13	4/13	3/13	2/13	1/13	12-month total
Erima			10		40				20	3	5		**78**
Terminalia			4	0	5				1		57		**66**
Group 2 Species	234	244	159	192	117	252	152	31	154	217	90		**1,842**
Group 4 Species			5										**5**
Group 1 Species Total			**13**	**0**	**45**				**21**	**3**	**62**		144
Group 2 Species Total	**234**	**244**	**159**	**192**	**117**	**252**	**152**	**31**	**154**	**217**	**90**		1,842
Group 4 Species Total			**5**										5
Grade Total (K'000)	**234**	**244**	**177**	**192**	**162**	**252**	**152**	**31**	**175**	**220**	**151**		**1,991**

Log Grade: Plantation diam 50 - 59 cm: small

Species / Group	Month 12/13	11/13	10/13	9/13	8/13	7/13	6/13	5/13	4/13	3/13	2/13	1/13	12-month total
Erima			10		12				12	7	1		**41**
Terminalia			26	0	21				7		127		**181**
Group 2 Species	784	656	971	783	544	536	616	321	638	365	473		**6,686**
Group 4 Species			3										**3**
Group 1 Species Total			**35**	**0**	**33**				**19**	**7**	**127**		**222**
Group 2 Species Total	**784**	**656**	**971**	**783**	**544**	**536**	**616**	**321**	**638**	**365**	**473**		**6,686**
Group 4 Species Total			**3**										**3**
Grade Total (K'000)	**784**	**656**	**1,009**	**783**	**577**	**536**	**616**	**321**	**657**	**372**	**600**		**6,912**

Log Grade: Plantation diam 40 - 49 cm: super small

Species / Group	Month 12/13	11/13	10/13	9/13	8/13	7/13	6/13	5/13	4/13	3/13	2/13	1/13	12-month total
Erima			5		6				5	12	1		**29**
Terminalia			72		56				33		210		**371**
Group 2 Species	1,571	463	1,982	1,110	987	1,308	1,427	539	1,379	542	765		**12,073**
Group 4 Species			5										**5**
Group 1 Species Total			**77**		**62**				**39**	**12**	**212**		**401**
Group 2 Species Total	**1,571**	**463**	**1,982**	**1,110**	**987**	**1,308**	**1,427**	**539**	**1,379**	**542**	**765**		**12,073**
Group 4 Species Total			**5**										**5**
Grade Total (K'000)	**1,571**	**463**	**2,064**	**1,110**	**1,049**	**1,308**	**1,427**	**539**	**1,418**	**553**	**976**		**12,479**

Log Grade: Plantation diam 30 - 39 cm: baby small

Species / Group	Month 12/13	11/13	10/13	9/13	8/13	7/13	6/13	5/13	4/13	3/13	2/13	1/13	12-month total
Erima			0		0				1	1	0		**2**
Terminalia			44		53				35		197		**330**
Group 2 Species	1,063	320	1,256	966	736	918	741	288	926	476	1,052		**8,742**
Group 4 Species			6										**6**
Group 1 Species Total			**45**		**53**				**36**	**1**	**197**		**332**
Group 2 Species Total	**1,063**	**320**	**1,256**	**966**	**736**	**918**	**741**	**288**	**926**	**476**	**1,052**		**8,742**
Group 4 Species Total			**6**										**6**
Grade Total (K'000)	**1,063**	**320**	**1,307**	**966**	**789**	**918**	**741**	**288**	**963**	**477**	**1,249**		**9,080**

Log Grade: Plantation diam 20 - 29 cm: tiny small

Species / Group	Month 12/13	11/13	10/13	9/13	8/13	7/13	6/13	5/13	4/13	3/13	2/13	1/13	12-month total
Teak					466								**466**
Terminalia			1		5								**6**
Group 2 Species	33	91	5	135	7		4	10	19	41	282		**628**
Group 4 Species			3										**3**
Group 1 Species Total			**1**		**472**								**473**
Group 2 Species Total	**33**	**91**	**5**	**135**	**7**		**4**	**10**	**19**	**41**	**282**		**628**
Group 4 Species Total			**3**										**3**
Grade Total (K'000)	**33**	**91**	**9**	**135**	**478**		**4**	**10**	**19**	**41**	**282**		**1,103**

Log Grade: Plantation diam 00 - 19 cm: little small

Species / Group	Month 12/13	11/13	10/13	9/13	8/13	7/13	6/13	5/13	4/13	3/13	2/13	1/13	12-month total
Teak					638								**638**
Group 1 Species Total					**638**								**638**
Grade Total (K'000)					**638**								**638**

Log Grade: Low grade

Species / Group	Month 12/13	11/13	10/13	9/13	8/13	7/13	6/13	5/13	4/13	3/13	2/13	1/13	12-month total
Burckella	9		1	4	1	1	0	6		12	14		**48**
Calophyllum	26	0		10	6	1	6	12	0	22	14	1	**98**
Dillenia	5			13	0		0	3		1	9	1	**32**
Erima	0		10	15	0	6	14	3	30	4	18	5	**105**
Grey Canarium	8	1	0	7	0	2	2	12	0	6	0		**39**
Kwila						14		10			1		**25**
Lophopetallum/Perupok	1			0			1	6	0	0	3		**12**
Malas				11	3	16	5	20	2	22	23	30	**132**
Pencil Cedar	1	0		8	2	6	45	27		1	29	11	**131**
PNG Mersawa			22	1	22	31	117	51		102	59	6	**411**
PNG Walnut		1		36	11	38	5	21	5	18	2	30	**166**
Red Canarium	11	1	13	115	4	32	20	10	55	111	10	77	**458**
Red Planchonella			0	3		4	4	4	0	7	1	5	**27**
Taun	3	23	211	140	31	173	158	172	40	95	70	39	**1,158**
Terminalia	4	3	47	114	1	40	24	46	48	74	16	80	**497**
White Planchonella				8		4	3	2	2	12	3	1	**35**
Group 1 Species Total	**67**	**29**	**305**	**487**	**82**	**371**	**403**	**405**	**182**	**487**	**271**	**286**	**3,375**
Group 2 Species Total	**10**	**32**	**1**	**36**	**3**	**26**	**20**	**45**		**511**	**157**	**54**	**895**
Group 3 Species Total	**22**	**3**	**2**	**38**	**4**	**64**	**62**	**97**		**80**	**23**	**12**	**406**
Group 4 Species Total	**19**	**8**	**75**	**222**	**7**	**108**	**57**	**205**		**35**	**20**	**51**	**807**
Grade Total (K'000)	**118**	**71**	**383**	**784**	**96**	**569**	**543**	**753**	**182**	**1,113**	**471**	**402**	**5,484**

Log Grade: All logs

Species / Group	Month 12/13	11/13	10/13	9/13	8/13	7/13	6/13	5/13	4/13	3/13	2/13	1/13	12-month total
Burckella	1,163	935	911	395	484	433	434	834	551	569	672	565	**7,947**
Calophyllum	6,109	5,175	5,423	3,978	3,044	2,345	2,502	4,159	3,221	2,882	4,545	3,101	**46,483**
Dillenia	2,181	1,873	2,009	998	1,375	1,715	1,129	1,502	1,266	817	1,638	704	**17,206**
Erima	1,125	958	1,217	578	791	590	932	1,199	1,016	1,024	831	862	**11,123**
Grey Canarium	552	455	619	368	311	282	464	524	468	388	530	440	**5,402**
Hekakoro	121	65	7	3	1	37	132	23	106	85	87	93	**760**
Kwila	33,972	6,954	8,494	15,511	12,992	13,321	15,997	11,087	12,187	15,250	20,493	14,561	**180,820**
Lophopetallum/Perupok	288	235	263	216	130	167	145	199	229	140	215	136	**2,364**
Malas	5,975	4,732	4,849	1,673	2,750	3,106	2,333	5,855	3,133	3,770	4,013	3,943	**46,132**
Pencil Cedar	2,024	1,992	2,444	1,932	1,004	1,608	1,720	2,003	1,648	1,835	2,093	1,407	**21,710**
PNG Mersawa	1,363	2,044	4,502	829	2,007	2,087	1,959	2,108	1,920	1,775	712	1,641	**22,948**
PNG Walnut	445	676	1,088	811	543	566	769	657	730	680	489	911	**8,366**
Red Canarium	1,704	1,596	1,773	1,804	984	1,089	950	1,249	1,441	1,057	1,197	1,363	**16,206**
Red Planchonella	104	216	211	114	102	130	98	127	98	65	69	123	**1,455**
Taun	11,095	9,710	12,872	8,359	6,772	8,362	7,666	11,798	8,181	7,343	9,532	8,421	**110,111**
Teak					1,104								**1,104**
Terminalia	3,259	2,477	3,683	2,445	1,937	1,878	2,593	2,480	2,265	1,663	2,988	2,250	**29,918**
White Planchonella	432	344	281	262	247	205	315	303	287	274	268	257	**3,474**
Group 1 Species Total	**71,912**	**40,436**	**50,645**	**40,275**	**36,577**	**37,922**	**40,138**	**46,109**	**38,747**	**39,617**	**50,373**	**40,778**	**533,529**
Group 2 Species Total	**6,049**	**5,603**	**7,768**	**6,489**	**4,176**	**5,281**	**5,313**	**4,364**	**5,552**	**5,127**	**5,451**	**2,323**	**63,498**
Group 3 Species Total	**6,414**	**5,879**	**7,454**	**4,965**	**3,542**	**3,723**	**4,200**	**5,129**	**4,764**	**3,616**	**4,536**	**3,660**	**57,883**
Group 4 Species Total	**6,768**	**7,618**	**7,937**	**6,089**	**4,355**	**4,741**	**4,794**	**6,707**	**6,124**	**4,403**	**5,039**	**4,674**	**69,249**
Grand Total (K'000)	**91,144**	**59,536**	**73,804**	**57,818**	**48,650**	**51,668**	**54,446**	**62,309**	**55,188**	**52,763**	**65,399**	**51,434**	**724,159**

SGS

Monthly Export Log Revenues (USD'000) by Log Grades and Species/Groups

Log Grade: Saw/Veneer

Species / Group	Month 12/13	11/13	10/13	9/13	8/13	7/13	6/13	5/13	4/13	3/13	2/13	1/13	12-month total
Burckella	490	388	370	170	220	205	207	397	268	267	330	285	**3,595**
Calophyllum	2,586	2,149	2,250	1,721	1,380	1,110	1,189	1,997	1,575	1,366	2,267	1,561	**21,149**
Dillenia	922	779	797	429	624	813	537	719	613	396	816	354	**7,800**
Erima	477	396	489	245	335	277	438	569	464	492	404	431	**5,017**
Grey Canarium	231	188	256	155	142	132	221	246	229	186	265	222	**2,474**
Hekakoro	51	27	3	2	0	18	63	11	52	42	44	47	**359**
Kwila	14,270	2,878	3,446	6,874	5,910	6,326	7,612	5,271	5,941	7,388	10,274	7,326	**83,516**
Lophopetallum/Perupok	122	98	108	94	59	78	69	94	112	66	106	68	**1,075**
Malas	2,535	1,962	1,996	717	1,249	1,472	1,114	2,809	1,531	1,840	1,996	1,969	**21,191**
Pencil Cedar	857	824	992	848	457	760	796	949	801	896	1,031	703	**9,914**
PNG Mersawa	578	852	1,803	364	909	990	879	985	938	808	328	823	**10,256**
PNG Walnut	189	279	454	339	244	252	362	306	355	327	244	443	**3,795**
Red Canarium	719	663	726	733	446	497	442	595	676	461	595	647	**7,201**
Red Planchonella	44	89	85	49	47	60	45	59	47	28	34	60	**647**
Taun	4,711	4,009	5,216	3,579	3,084	3,875	3,566	5,579	3,979	3,577	4,737	4,219	**50,130**
Terminalia	1,382	1,026	1,419	1,014	814	875	1,225	1,171	1,046	779	1,192	1,092	**13,035**
White Planchonella	183	142	117	110	113	95	149	145	139	129	133	129	**1,583**
Group 1 Species Total	**30,348**	**16,750**	**20,526**	**17,442**	**16,032**	**17,835**	**18,913**	**21,903**	**18,765**	**19,048**	**24,796**	**20,379**	**242,736**
Group 2 Species Total	**1,001**	**1,575**	**1,387**	**1,411**	**814**	**1,061**	**1,121**	**1,497**	**1,193**	**1,454**	**1,318**	**1,141**	**14,972**
Group 3 Species Total	**2,713**	**2,436**	**3,056**	**2,153**	**1,614**	**1,731**	**1,973**	**2,422**	**2,329**	**1,708**	**2,259**	**1,837**	**26,230**
Group 4 Species Total	**2,861**	**3,154**	**3,235**	**2,563**	**1,980**	**2,192**	**2,258**	**3,121**	**2,989**	**2,141**	**2,514**	**2,328**	**31,336**
Grade Total (USD'000)	**36,923**	**23,914**	**28,204**	**23,569**	**20,440**	**22,819**	**24,265**	**28,944**	**25,276**	**24,351**	**30,887**	**25,684**	**315,275**

Log Grade: Plantation diam 60+ cm: regular

Species / Group	Month 12/13	11/13	10/13	9/13	8/13	7/13	6/13	5/13	4/13	3/13	2/13	1/13	12-month total
Erima			4		18				9	2	3		**36**
Terminalia			2	0	2				1		28		**33**
Group 2 Species	99	101	67	81	51	120	72	15	75	108	45		**833**
Group 4 Species			2										**2**
Group 1 Species Total			**6**	**0**	**20**				**10**	**2**	**31**		**69**
Group 2 Species Total	**99**	**101**	**67**	**81**	**51**	**120**	**72**	**15**	**75**	**108**	**45**		**833**
Group 4 Species Total			**2**										**2**
Grade Total (USD'000)	**99**	**101**	**75**	**81**	**71**	**120**	**72**	**15**	**85**	**109**	**76**		**904**

Log Grade: Plantation diam 50 - 59 cm: small

Species / Group	Month												12-month total
	12/13	11/13	10/13	9/13	8/13	7/13	6/13	5/13	4/13	3/13	2/13	1/13	
Erima			4		5				6	4	0		**19**
Terminalia			11	0	10				4		64		**88**
Group 2 Species	330	271	410	332	242	256	289	154	312	181	236		**3,012**
Group 4 Species			1										**1**
Group 1 Species Total			**15**	**0**	**15**				**9**	**4**	**64**		**107**
Group 2 Species Total	**330**	**271**	**410**	**332**	**242**	**256**	**289**	**154**	**312**	**181**	**236**		**3,012**
Group 4 Species Total			**1**										**1**
Grade Total (USD'000)	**330**	**271**	**426**	**332**	**257**	**256**	**289**	**154**	**321**	**184**	**300**		**3,120**

Log Grade: Plantation diam 40 - 49 cm: super small

Species / Group	Month												12-month total
	12/13	11/13	10/13	9/13	8/13	7/13	6/13	5/13	4/13	3/13	2/13	1/13	
Erima			2		3				3	6	1		**14**
Terminalia			31		25				16		106		**178**
Group 2 Species	662	192	837	470	443	622	669	258	672	269	382		**5,476**
Group 4 Species			2										**2**
Group 1 Species Total			**33**		**28**				**19**	**6**	**106**		**192**
Group 2 Species Total	**662**	**192**	**837**	**470**	**443**	**622**	**669**	**258**	**672**	**269**	**382**		**5,476**
Group 4 Species Total			**2**										**2**
Grade Total (USD'000)	**662**	**192**	**872**	**470**	**471**	**622**	**669**	**258**	**691**	**274**	**488**		**5,670**

Log Grade: Plantation diam 30 - 39 cm: baby small

Species / Group	Month												12-month total
	12/13	11/13	10/13	9/13	8/13	7/13	6/13	5/13	4/13	3/13	2/13	1/13	
Erima			0		0				0	1	0		**1**
Terminalia			19		24				18		99		**159**
Group 2 Species	449	133	530	409	330	439	347	138	450	236	526		**3,988**
Group 4 Species			2										**2**
Group 1 Species Total			**19**		**24**				**18**	**1**	**99**		**160**
Group 2 Species Total	**449**	**133**	**530**	**409**	**330**	**439**	**347**	**138**	**450**	**236**	**526**		**3,988**
Group 4 Species Total			**2**										**2**
Grade Total (USD'000)	**449**	**133**	**552**	**409**	**354**	**439**	**347**	**138**	**468**	**236**	**625**		**4,151**

Log Grade: Plantation diam 20 - 29 cm: tiny small

Species / Group	Month 12/13	11/13	10/13	9/13	8/13	7/13	6/13	5/13	4/13	3/13	2/13	1/13	12-month total
Teak					203								**203**
Terminalia			0		2								**3**
Group 2 Species	14	38	2	58	3		2	5	9	20	141		**292**
Group 4 Species			1										**1**
Group 1 Species Total			**0**		**205**								**206**
Group 2 Species Total	**14**	**38**	**2**	**58**	**3**		**2**	**5**	**9**	**20**	**141**		**292**
Group 4 Species Total			**1**										**1**
Grade Total (USD'000)	**14**	**38**	**4**	**58**	**208**		**2**	**5**	**9**	**20**	**141**		**499**

Log Grade: Plantation diam 00 - 19 cm: little small

Species / Group	Month 12/13	11/13	10/13	9/13	8/13	7/13	6/13	5/13	4/13	3/13	2/13	1/13	12-month total
Teak					278								**278**
Group 1 Species Total					**278**								**278**
Grade Total (USD'000)					**278**								**278**

Log Grade: Low grade

Species / Group	Month 12/13	11/13	10/13	9/13	8/13	7/13	6/13	5/13	4/13	3/13	2/13	1/13	12-month total
Burckella	4		0	2	0	1	0	3		6	7		**23**
Calophyllum	11	0		4	3	0	3	6	0	11	7	1	**45**
Dillenia	2			6	0		0	2		0	4	0	**15**
Erima	0		4	6	0	3	6	2	15	2	9	2	**50**
Grey Canarium	3	0	0	3	0	1	1	6	0	3	0		**18**
Kwila						7		5			1		**12**
Lophopetallum/Perupok	0			0			1	3	0	0	2		**6**
Malas				5	1	8	2	10	1	11	11	15	**64**
Pencil Cedar	0	0		4	1	3	21	13		0	14	6	**63**
PNG Mersawa			9	0	10	14	55	25		50	29	3	**196**
PNG Walnut		0		16	5	18	3	10	2	9	1	15	**79**
Red Canarium	5	0	6	51	2	15	9	5	27	55	5	39	**218**
Red Planchonella			0	1		2	2	2	0	3	0	2	**13**
Taun	1	10	88	61	14	83	75	82	19	47	35	20	**536**
Terminalia	2	1	20	49	0	19	11	22	24	37	8	40	**234**
White Planchonella				3		2	2	1	1	6	1	1	**17**
Group 1 Species Total	**29**	**12**	**128**	**212**	**37**	**176**	**190**	**195**	**89**	**239**	**136**	**144**	**1,587**
Group 2 Species Total	**4**	**13**	**0**	**16**	**1**	**12**	**9**	**22**		**251**	**79**	**27**	**435**
Group 3 Species Total	**9**	**1**	**1**	**16**	**2**	**31**	**29**	**47**		**39**	**11**	**6**	**193**
Group 4 Species Total	**8**	**3**	**32**	**97**	**3**	**51**	**27**	**99**		**17**	**10**	**25**	**373**
Grade Total (USD'000)	**50**	**30**	**160**	**340**	**44**	**270**	**256**	**363**	**89**	**547**	**236**	**203**	**2,588**

Log Grade: All logs

Species / Group	Month												12-month total
	12/13	11/13	10/13	9/13	8/13	7/13	6/13	5/13	4/13	3/13	2/13	1/13	
Burckella	494	388	370	171	220	205	207	400	268	273	337	285	**3,618**
Calophyllum	2,597	2,150	2,250	1,725	1,382	1,110	1,191	2,003	1,575	1,376	2,274	1,562	**21,194**
Dillenia	924	779	797	434	624	813	537	721	613	396	820	354	**7,815**
Erima	478	396	503	251	361	280	444	571	497	505	416	433	**5,137**
Grey Canarium	234	189	257	158	142	133	221	252	229	189	266	222	**2,492**
Hekakoro	51	27	3	2	0	18	63	11	52	42	44	47	**359**
Kwila	14,270	2,878	3,446	6,874	5,910	6,333	7,612	5,275	5,941	7,388	10,274	7,326	**83,528**
Lophopetallum/Perupok	122	98	108	94	59	78	69	97	112	66	108	68	**1,081**
Malas	2,535	1,962	1,996	722	1,251	1,479	1,116	2,819	1,532	1,851	2,008	1,984	**21,255**
Pencil Cedar	857	824	992	851	458	763	817	962	801	897	1,046	708	**9,977**
PNG Mersawa	578	852	1,812	364	919	1,004	934	1,009	938	857	357	826	**10,452**
PNG Walnut	189	279	454	355	249	270	365	316	357	336	245	458	**3,874**
Red Canarium	724	663	731	784	447	513	452	600	703	516	600	686	**7,419**
Red Planchonella	44	89	85	50	47	62	47	61	47	32	34	62	**660**
Taun	4,712	4,018	5,305	3,640	3,098	3,958	3,641	5,661	3,998	3,624	4,772	4,239	**50,666**
Teak					480								**480**
Terminalia	1,384	1,027	1,501	1,064	877	894	1,236	1,193	1,107	815	1,497	1,133	**13,729**
White Planchonella	183	142	117	113	113	97	150	146	140	135	134	129	**1,599**
Group 1 Species Total	**30,377**	**16,762**	**20,727**	**17,655**	**16,639**	**18,011**	**19,103**	**22,098**	**18,910**	**19,299**	**25,231**	**20,523**	**245,334**
Group 2 Species Total	**2,559**	**2,321**	**3,233**	**2,777**	**1,886**	**2,511**	**2,509**	**2,090**	**2,711**	**2,518**	**2,726**	**1,168**	**29,009**
Group 3 Species Total	**2,723**	**2,437**	**3,057**	**2,169**	**1,615**	**1,761**	**2,002**	**2,469**	**2,329**	**1,747**	**2,270**	**1,843**	**26,423**
Group 4 Species Total	**2,869**	**3,157**	**3,276**	**2,659**	**1,984**	**2,243**	**2,285**	**3,221**	**2,989**	**2,158**	**2,524**	**2,353**	**31,718**
Grand Total (USD'000)	**38,527**	**24,677**	**30,293**	**25,260**	**22,123**	**24,526**	**25,900**	**29,878**	**26,940**	**25,722**	**32,753**	**25,887**	**332,484**

SGS

Monthly Average Actual Export Prices (Kina) by Log Grades and Species/Groups

Log Grade : Saw/Veneer

Species / Group	Month 12/13	11/13	10/13	9/13	8/13	7/13	6/13	5/13	4/13	3/13	2/13	1/13	Average
Burckella	211.27	210.78	213.71	198.47	189.10	181.58	179.57	178.90	175.86	176.52	165.31	160.28	**188.50**
Calophyllum	254.28	257.00	257.09	242.84	228.93	221.73	219.75	215.41	215.73	219.20	206.32	200.89	**230.41**
Dillenia	205.49	206.45	216.08	199.96	188.98	180.24	179.98	178.15	175.11	171.06	163.84	159.71	**187.28**
Erima	208.89	208.22	211.41	193.25	191.14	178.81	180.28	176.05	170.75	167.70	165.24	159.46	**183.48**
Grey Canarium	212.98	210.79	210.27	198.75	188.14	181.78	181.84	176.97	174.15	172.37	164.43	159.98	**185.11**
Hekakoro	225.61	224.08	211.57	191.75	189.67	182.73	183.93	183.40	174.79	172.30	162.84	162.77	**183.98**
Kwila	556.82	574.10	566.04	514.11	505.42	483.50	481.64	478.10	452.51	454.60	439.57	436.50	**490.80**
Lophopetallum/Perupok	220.89	210.26	210.59	205.45	190.29	184.23	180.56	175.10	173.17	184.36	163.91	159.93	**189.19**
Malas	214.38	214.85	210.91	196.08	187.28	179.96	179.70	178.82	173.78	172.22	167.76	161.85	**186.59**
Pencil Cedar	258.83	260.37	262.75	242.71	230.82	217.36	221.49	218.11	214.07	214.24	204.80	200.48	**228.77**
PNG Mersawa	260.23	263.68	267.00	256.04	236.81	222.37	224.78	224.12	220.58	221.93	214.95	207.31	**236.79**
PNG Walnut	200.20	199.68	203.97	189.46	180.93	171.41	171.81	170.21	167.57	165.08	162.30	159.03	**177.79**
Red Canarium	207.99	206.74	208.78	194.96	187.29	177.48	177.88	176.41	174.62	171.69	165.54	159.78	**185.15**
Red Planchonella	211.52	211.38	217.23	196.67	186.88	179.60	178.72	180.04	176.16	170.34	164.94	159.59	**189.16**
Taun	256.49	256.45	257.67	238.90	229.63	218.47	217.44	216.86	211.92	207.83	205.93	201.27	**226.79**
Terminalia	210.91	210.13	212.83	196.54	188.49	178.80	179.39	176.54	173.78	170.10	165.63	159.68	**186.05**
White Planchonella	215.58	217.60	211.41	199.48	188.95	181.79	182.21	177.99	175.95	171.61	166.64	162.00	**187.77**
All Group 1 Species	**321.85**	**261.39**	**263.86**	**284.85**	**268.09**	**253.23**	**261.61**	**231.08**	**237.37**	**248.46**	**245.26**	**229.50**	**259.49**
All Group 2 Species	**188.03**	**186.13**	**190.52**	**175.58**	**165.91**	**161.01**	**160.29**	**157.56**	**155.35**	**156.06**	**145.41**	**144.48**	**165.56**
All Group 3 Species	**175.68**	**177.16**	**178.15**	**166.90**	**156.92**	**153.03**	**151.04**	**146.87**	**144.55**	**145.75**	**136.92**	**133.21**	**156.79**
All Group 4 Species	**165.98**	**164.89**	**163.84**	**154.86**	**147.89**	**142.93**	**139.96**	**137.33**	**135.67**	**134.28**	**128.00**	**123.74**	**145.64**
Average Price (K)	**279.22**	**226.85**	**231.35**	**238.59**	**231.29**	**220.03**	**223.71**	**201.72**	**202.43**	**214.30**	**211.11**	**198.66**	**223.75**

Log Grade : Plantation diam 60+ cm: regular

Species / Group	Month 12/13	11/13	10/13	9/13	8/13	7/13	6/13	5/13	4/13	3/13	2/13	1/13	Average
Erima			188.06		178.17				166.50	150.69	159.39		**173.58**
Terminalia			188.06	164.51	178.17				169.49		163.38		**165.61**
Group 2 Species	235.55	237.76	235.72	226.75	226.78	207.72	210.73	206.55	204.00	199.76	190.80		**217.87**
Group 4 Species			164.55										**164.55**
All Group 1 Species			**188.06**	**164.51**	**178.17**				**166.65**	**150.69**	**163.04**		**169.82**
All Group 2 Species	**235.55**	**237.76**	**235.72**	**226.75**	**226.78**	**207.72**	**210.73**	**206.55**	**204.00**	**199.76**	**190.80**		**217.87**
All Group 4 Species			**164.55**										**164.55**
Average Price (K)	**235.55**	**237.76**	**228.71**	**226.56**	**210.87**	**207.72**	**210.73**	**206.55**	**198.75**	**198.81**	**178.41**		**213.34**

Notes: All prices are Kina FOB per cubic metre; dates of prices from Bills of Lading

Log Grade : Plantation diam 50 - 59 cm: small

Species / Group	Month 12/13	11/13	10/13	9/13	8/13	7/13	6/13	5/13	4/13	3/13	2/13	1/13	Average
Erima			164.55		155.90				145.65	150.69	139.47		**153.48**
Terminalia			164.55	164.51	155.90				149.31		143.45		**147.81**
Group 2 Species	213.58	207.31	213.39	207.19	201.96	188.64	191.90	187.77	183.24	181.61	171.02		**197.39**
Group 4 Species			164.55										**164.55**
All Group 1 Species			**164.55**	**164.51**	**155.90**				**147.04**	**150.69**	**143.43**		**148.82**
All Group 2 Species	**213.58**	**207.31**	**213.39**	**207.19**	**201.96**	**188.64**	**191.90**	**187.77**	**183.24**	**181.61**	**171.02**		**197.39**
All Group 4 Species			**164.55**										**164.55**
Average Price (K)	**213.58**	**207.31**	**211.01**	**207.17**	**198.59**	**188.64**	**191.90**	**187.77**	**181.96**	**180.87**	**164.31**		**195.33**

Log Grade : Plantation diam 40 - 49 cm: super small

Species / Group	Month 12/13	11/13	10/13	9/13	8/13	7/13	6/13	5/13	4/13	3/13	2/13	1/13	Average
Erima			141.04		133.63				124.95	150.69	119.55		**138.44**
Terminalia			152.87		144.77				139.23		133.49		**139.06**
Group 2 Species	201.67	153.73	201.30	192.56	189.44	178.73	181.19	177.34	168.32	171.54	150.84		**182.15**
Group 4 Species			164.55										**164.55**
All Group 1 Species			**152.07**		**143.56**				**136.99**	**150.69**	**133.40**		**139.01**
All Group 2 Species	**201.67**	**153.73**	**201.30**	**192.56**	**189.44**	**178.73**	**181.19**	**177.34**	**168.32**	**171.54**	**150.84**		**182.15**
All Group 4 Species			**164.55**										**164.55**
Average Price (K)	**201.67**	**153.73**	**198.79**	**192.56**	**185.93**	**178.73**	**181.19**	**177.34**	**167.29**	**171.05**	**146.68**		**180.35**

Log Grade : Plantation diam 30 - 39 cm: baby small

Species / Group	Month 12/13	11/13	10/13	9/13	8/13	7/13	6/13	5/13	4/13	3/13	2/13	1/13	Average
Erima			117.54		122.49				104.12	150.69	99.62		**123.81**
Terminalia			129.37		122.49				119.05		113.57		**117.46**
Group 2 Species	177.50	96.39	177.62	171.91	167.12	156.82	160.18	156.48	146.77	151.19	135.82		**156.31**
Group 4 Species			164.55										**164.55**
All Group 1 Species			**129.34**		**122.49**				**118.68**	**150.69**	**113.55**		**117.50**
All Group 2 Species	**177.50**	**96.39**	**177.62**	**171.91**	**167.12**	**156.82**	**160.18**	**156.48**	**146.77**	**151.19**	**135.82**		**156.31**
All Group 4 Species			**164.55**										**164.55**
Average Price (K)	**177.50**	**96.39**	**175.33**	**171.91**	**163.10**	**156.82**	**160.18**	**156.48**	**145.47**	**151.19**	**131.74**		**154.45**

Notes: All prices are Kina FOB per cubic metre; dates of prices from Bills of Lading

Log Grade : Plantation diam 20 - 29 cm: tiny small

Species / Group	Month 12/13	11/13	10/13	9/13	8/13	7/13	6/13	5/13	4/13	3/13	2/13	1/13	Average
Teak					471.26								**471.26**
Terminalia			94.03		89.09								**89.87**
Group 2 Species	104.27	72.29	105.36	125.13	144.77		94.58	91.80	83.42	88.41	88.35		**92.40**
Group 4 Species			164.55										**164.55**
All Group 1 Species			**94.03**		**449.17**								**445.33**
All Group 2 Species	**104.27**	**72.29**	**105.36**	**125.13**	**144.77**		**94.58**	**91.80**	**83.42**	**88.41**	**88.35**		**92.40**
All Group 4 Species			**164.55**										**164.55**
Average Price (K)	**104.27**	**72.29**	**117.77**	**125.13**	**436.17**		**94.58**	**91.80**	**83.42**	**88.41**	**88.35**		**140.15**

Log Grade : Plantation diam 00 - 19 cm: little small

Species / Group	Month 12/13	11/13	10/13	9/13	8/13	7/13	6/13	5/13	4/13	3/13	2/13	1/13	Average
Teak					436.78								**436.78**
All Group 1 Species					**436.78**								**436.78**
Average Price (K)					**436.78**								**436.78**

Log Grade : Low grade

Species / Group	Month 12/13	11/13	10/13	9/13	8/13	7/13	6/13	5/13	4/13	3/13	2/13	1/13	Average
Burckella	152.76		145.28	157.38	133.63	119.57	114.46	104.20		117.84	109.55		**121.89**
Calophyllum	152.76	108.49		157.38	112.66	119.57	116.48	108.52	112.31	112.08	108.74	99.21	**123.66**
Dillenia	152.76			157.38	133.63		104.06	102.10		122.12	108.44	99.21	**130.62**
Erima	152.76		131.42	124.34	109.05	110.89	117.15	102.10	112.31	118.07	109.58	99.21	**114.73**
Grey Canarium	152.76	108.49	131.42	142.52	109.05	116.33	115.58	103.30	112.31	116.00	105.70		**120.93**
Kwila						229.01		102.10			109.58		**149.66**
Lophopetallum/Perupok	152.76			157.38			115.09	103.46	112.31	110.98	108.69		**109.60**
Malas				124.87	111.75	106.05	115.35	111.20	112.31	112.27	109.37	99.21	**108.61**
Pencil Cedar	152.76	108.49		139.15	109.05	107.40	116.24	112.74		114.75	109.63	99.21	**113.11**
PNG Mersawa			145.28	125.28	133.63	119.57	116.52	107.96		118.60	109.93	109.93	**117.05**
PNG Walnut		108.49		119.57	109.94	106.08	116.96	104.96	112.31	113.88	109.58	99.21	**108.90**
Red Canarium	152.76	108.49	131.42	124.93	111.40	113.43	116.83	107.37	112.31	112.04	108.93	99.21	**113.90**
Red Planchonella			131.42	125.28		112.93	116.03	108.43	112.31	117.01	106.82	99.21	**112.06**
Taun	152.76	108.49	131.47	122.50	110.80	109.96	116.68	112.43	112.31	116.68	109.62	101.57	**116.55**
Terminalia	152.76	108.49	131.53	128.69	126.13	110.47	116.84	105.33	112.31	112.75	109.59	99.21	**114.38**
White Planchonella				129.85		115.84	116.99	102.10	112.31	113.19	109.40	99.21	**115.59**
All Group 1 Species	**152.76**	**108.49**	**132.42**	**126.70**	**116.74**	**112.89**	**116.58**	**109.26**	**112.31**	**114.81**	**109.53**	**99.74**	**115.55**
All Group 2 Species	**152.76**	**108.49**	**145.28**	**131.30**	**116.68**	**112.47**	**116.55**	**107.77**		**120.90**	**109.71**	**107.07**	**116.99**
All Group 3 Species	**152.76**	**108.49**	**145.28**	**128.00**	**113.99**	**111.39**	**115.97**	**106.67**		**121.67**	**108.83**	**99.21**	**115.41**
All Group 4 Species	**152.76**	**108.49**	**132.09**	**127.24**	**126.83**	**110.43**	**115.92**	**106.18**		**117.47**	**109.19**	**99.21**	**115.95**
Average Price (K)	**152.76**	**108.49**	**132.43**	**127.12**	**117.36**	**112.23**	**116.44**	**107.98**	**112.31**	**118.11**	**109.54**	**100.58**	**115.83**

Notes: All prices are Kina FOB per cubic metre; dates of prices from Bills of Lading

Log Grade : All Logs

Species / Group	Month												Average
	12/13	11/13	10/13	9/13	8/13	7/13	6/13	5/13	4/13	3/13	2/13	1/13	
Burckella	210.68	210.78	213.59	197.89	188.94	181.27	179.48	177.99	175.86	174.73	163.64	160.28	**187.88**
Calophyllum	253.56	256.99	257.09	242.50	228.46	221.69	219.31	214.78	215.72	217.65	205.74	200.83	**230.00**
Dillenia	205.33	206.45	216.08	199.23	188.97	180.24	179.95	177.87	175.11	170.98	163.39	159.60	**187.13**
Erima	208.86	208.22	209.30	190.57	189.08	177.62	178.85	175.68	167.36	166.97	163.29	158.95	**182.07**
Grey Canarium	211.83	210.34	210.23	197.17	187.97	180.98	181.49	174.07	174.10	171.17	164.35	159.98	**184.40**
Hekakoro	225.61	224.08	211.57	191.75	189.67	182.73	183.93	183.40	174.79	172.30	162.84	162.77	**183.98**
Kwila	556.82	574.10	566.04	514.11	505.42	482.93	481.64	476.56	452.51	454.60	439.49	436.50	**490.65**
Lophopetallum/Perupok	220.67	210.26	210.59	205.33	190.29	184.23	179.57	171.50	173.11	184.05	162.63	159.93	**188.47**
Malas	214.38	214.85	210.91	195.32	187.16	179.30	179.50	178.44	173.71	171.68	167.26	161.07	**186.21**
Pencil Cedar	258.73	260.29	262.75	241.93	230.22	216.49	216.41	215.38	214.07	214.17	202.38	198.84	**227.37**
PNG Mersawa	260.23	263.68	265.93	255.83	234.78	219.56	212.97	218.47	220.58	211.35	199.24	206.59	**232.54**
PNG Walnut	200.20	199.55	203.97	184.63	178.62	164.63	171.25	166.97	167.02	163.16	161.98	155.99	**175.59**
Red Canarium	207.50	206.66	207.86	188.23	186.82	174.56	175.95	175.49	171.02	162.60	164.86	154.46	**181.93**
Red Planchonella	211.52	211.38	217.02	194.06	186.88	176.51	175.15	176.40	175.72	162.38	164.08	155.92	**186.75**
Taun	256.44	255.61	253.67	235.16	228.50	214.09	213.64	213.95	211.01	205.74	204.61	200.35	**224.56**
Teak					450.70								**450.70**
Terminalia	210.82	209.89	207.44	191.81	183.13	176.47	178.52	174.37	169.88	166.34	156.74	156.29	**181.85**
White Planchonella	215.58	217.60	211.41	196.36	188.95	179.59	181.18	177.33	175.37	167.74	165.74	161.43	**186.59**
All Group 1 Species	**321.51**	**261.12**	**261.62**	**280.61**	**269.32**	**250.19**	**258.38**	**228.83**	**235.62**	**244.86**	**241.13**	**227.43**	**257.21**
All Group 2 Species	**193.00**	**172.53**	**194.14**	**180.40**	**176.67**	**168.31**	**169.60**	**160.85**	**160.24**	**154.63**	**140.56**	**143.32**	**168.84**
All Group 3 Species	**175.60**	**177.11**	**178.14**	**166.51**	**156.86**	**152.05**	**150.37**	**145.82**	**144.55**	**145.12**	**136.75**	**133.06**	**156.39**
All Group 4 Species	**165.94**	**164.80**	**163.47**	**153.64**	**147.85**	**141.98**	**139.61**	**136.11**	**135.67**	**134.12**	**127.91**	**123.41**	**145.21**
Average Price (K)	**274.26**	**223.19**	**227.80**	**232.25**	**230.04**	**214.54**	**218.70**	**199.02**	**199.09**	**208.80**	**204.21**	**197.15**	**219.62**

Notes: All prices are Kina FOB per cubic metre; dates of prices from Bills of Lading

SGS

Monthly Average Actual Export Prices (USD) by Log Grades and Species/Groups

Log Grade : Saw/Veneer

Species / Group	Month 12/13	11/13	10/13	9/13	8/13	7/13	6/13	5/13	4/13	3/13	2/13	1/13	Average
Burckella	89.74	87.57	86.79	86.05	86.03	85.95	85.65	85.77	85.51	84.71	82.80	80.68	**85.80**
Calophyllum	108.09	106.75	106.64	105.32	103.97	104.94	104.64	103.75	105.49	104.64	103.23	101.17	**105.06**
Dillenia	87.07	85.84	85.75	87.13	85.83	85.49	85.65	85.49	84.77	82.99	82.06	80.44	**85.06**
Erima	88.67	86.11	87.33	84.04	87.41	84.78	85.98	83.84	83.55	82.76	82.77	80.17	**84.71**
Grey Canarium	90.41	87.52	87.11	85.58	85.77	85.91	86.72	85.10	85.20	83.98	82.33	80.53	**85.39**
Hekakoro	94.87	92.66	90.00	88.97	90.00	87.72	88.00	87.93	85.64	84.97	81.70	82.01	**86.88**
Kwila	233.90	237.59	229.67	227.84	229.92	229.87	229.17	227.48	220.60	220.22	220.38	219.60	**226.72**
Lophopetallum/Perupok	93.94	87.23	86.92	89.72	86.59	86.18	86.28	85.01	84.94	87.40	82.04	80.50	**86.51**
Malas	90.94	89.08	86.83	84.59	85.18	85.70	85.97	86.09	84.99	84.54	83.93	81.46	**85.96**
Pencil Cedar	109.66	107.75	106.60	106.99	105.34	103.18	105.26	104.73	103.97	104.70	102.32	100.93	**105.10**
PNG Mersawa	110.43	109.90	107.47	112.54	108.49	107.04	107.24	107.24	107.73	107.15	107.83	104.34	**107.76**
PNG Walnut	84.92	82.49	85.08	82.97	82.80	81.72	81.47	81.95	81.94	81.50	81.33	80.05	**82.27**
Red Canarium	88.39	85.93	86.09	84.65	85.18	83.57	84.59	84.75	85.16	83.63	82.93	80.42	**84.66**
Red Planchonella	89.58	87.40	87.19	86.57	85.37	85.88	85.79	86.48	85.21	83.07	82.64	80.31	**85.66**
Taun	108.93	106.13	106.16	104.03	105.05	103.39	103.28	104.06	103.57	102.57	103.09	101.32	**104.35**
Terminalia	89.56	87.16	86.57	85.56	85.43	85.09	85.52	84.94	84.90	83.38	82.93	80.37	**85.20**
White Planchonella	91.29	90.05	87.89	86.19	86.26	85.98	87.13	85.71	85.82	84.70	83.36	81.50	**86.43**
All Group 1 Species	**135.95**	**108.35**	**107.96**	**124.88**	**122.13**	**120.27**	**124.52**	**110.74**	**115.84**	**121.02**	**122.85**	**115.50**	**119.31**
All Group 2 Species	**79.87**	**77.15**	**77.85**	**75.84**	**75.79**	**76.25**	**76.35**	**75.42**	**76.09**	**76.26**	**72.80**	**72.66**	**75.96**
All Group 3 Species	**74.57**	**73.43**	**73.07**	**72.92**	**71.57**	**72.38**	**72.02**	**70.70**	**70.66**	**70.39**	**68.54**	**67.06**	**71.55**
All Group 4 Species	**70.35**	**68.33**	**67.61**	**67.65**	**67.36**	**67.62**	**66.72**	**65.92**	**66.23**	**65.82**	**64.12**	**62.30**	**66.70**
Ave. Price (USD)	**118.04**	**94.03**	**94.76**	**104.43**	**105.38**	**104.42**	**106.51**	**96.72**	**98.83**	**104.40**	**105.74**	**99.98**	**102.76**

Log Grade : Plantation diam 60+ cm: regular

Species / Group	Month 12/13	11/13	10/13	9/13	8/13	7/13	6/13	5/13	4/13	3/13	2/13	1/13	Average
Erima			80.00		80.00				80.17	75.00	80.00		**79.81**
Terminalia			80.00	70.00	80.00				84.00		82.00		**81.73**
Group 2 Species	99.33	98.20	99.61	95.74	99.39	99.12	99.29	99.00	99.70	99.00	95.23		**98.58**
Group 4 Species			70.00										**70.00**
All Group 1 Species			**80.00**	**70.00**	**80.00**				**80.37**	**75.00**	**81.83**		**80.71**
All Group 2 Species	**99.33**	**98.20**	**99.61**	**95.74**	**99.39**	**99.12**	**99.29**	**99.00**	**99.70**	**99.00**	**95.23**		**98.58**
All Group 4 Species			**70.00**										**70.00**
Ave. Price (USD)	**99.33**	**98.20**	**96.72**	**95.66**	**93.04**	**99.12**	**99.29**	**99.00**	**96.98**	**98.54**	**89.25**		**96.87**

Notes: All prices are USD FOB per cubic metre; dates of prices from Bills of Lading

Log Grade : Plantation diam 50 - 59 cm: small

Species / Group	Month 12/13	11/13	10/13	9/13	8/13	7/13	6/13	5/13	4/13	3/13	2/13	1/13	Average
Erima			70.00		70.00				70.49	75.00	70.00		**71.07**
Terminalia			70.00	70.00	70.00				74.00		72.00		**71.60**
Group 2 Species	90.00	85.66	90.00	87.75	90.00	90.00	90.00	90.00	89.49	90.00	85.32		**88.91**
Group 4 Species			70.00										**70.00**
All Group 1 Species			**70.00**	**70.00**	**70.00**				**71.82**	**75.00**	**71.99**		**71.50**
All Group 2 Species	**90.00**	**85.66**	**90.00**	**87.75**	**90.00**	**90.00**	**90.00**	**90.00**	**89.49**	**90.00**	**85.32**		**88.91**
All Group 4 Species			**70.00**										**70.00**
Ave. Price (USD)	**90.00**	**85.66**	**89.03**	**87.74**	**88.54**	**90.00**	**90.00**	**90.00**	**88.87**	**89.64**	**82.08**		**88.17**

Log Grade : Plantation diam 40 - 49 cm: super small

Species / Group	Month 12/13	11/13	10/13	9/13	8/13	7/13	6/13	5/13	4/13	3/13	2/13	1/13	Average
Erima			60.00		60.00				60.00	75.00	60.00		**65.39**
Terminalia			65.03		65.00				69.00		67.00		**66.54**
Group 2 Species	85.00	63.64	85.00	81.60	85.00	85.00	85.00	85.00	82.01	85.00	75.31		**82.62**
Group 4 Species			70.00										**70.00**
All Group 1 Species			**64.69**		**64.46**				**67.59**	**75.00**	**66.95**		**66.46**
All Group 2 Species	**85.00**	**63.64**	**85.00**	**81.60**	**85.00**	**85.00**	**85.00**	**85.00**	**82.01**	**85.00**	**75.31**		**82.62**
All Group 4 Species			**70.00**										**70.00**
Ave. Price (USD)	**85.00**	**63.64**	**83.97**	**81.60**	**83.43**	**85.00**	**85.00**	**85.00**	**81.53**	**84.76**	**73.32**		**81.94**

Log Grade : Plantation diam 30 - 39 cm: baby small

Species / Group	Month 12/13	11/13	10/13	9/13	8/13	7/13	6/13	5/13	4/13	3/13	2/13	1/13	Average
Erima			50.00		55.00				50.00	75.00	50.00		**59.94**
Terminalia			55.03		55.00				59.00		57.00		**56.66**
Group 2 Species	75.00	40.00	75.00	72.88	75.00	75.00	75.00	75.00	71.33	75.00	67.89		**71.31**
Group 4 Species			70.00										**70.00**
All Group 1 Species			**55.02**		**55.00**				**58.78**	**75.00**	**56.99**		**56.69**
All Group 2 Species	**75.00**	**40.00**	**75.00**	**72.88**	**75.00**	**75.00**	**75.00**	**75.00**	**71.33**	**75.00**	**67.89**		**71.31**
All Group 4 Species			**70.00**										**70.00**
Ave. Price (USD)	**75.00**	**40.00**	**74.05**	**72.88**	**73.20**	**75.00**	**75.00**	**75.00**	**70.75**	**75.00**	**65.89**		**70.61**

Notes: All prices are USD FOB per cubic metre; dates of prices from Bills of Lading

Log Grade : Plantation diam 20 - 29 cm: tiny small

Species / Group	Month 12/13	11/13	10/13	9/13	8/13	7/13	6/13	5/13	4/13	3/13	2/13	1/13	Average
Teak					205.00								**205.00**
Terminalia			40.00		40.00								**40.00**
Group 2 Species	44.00	30.00	44.82	53.24	65.00		44.00	44.00	40.45	44.00	44.20		**43.00**
Group 4 Species			70.00										**70.00**
All Group 1 Species			**40.00**		**195.46**								**193.78**
All Group 2 Species	**44.00**	**30.00**	**44.82**	**53.24**	**65.00**		**44.00**	**44.00**	**40.45**	**44.00**	**44.20**		**43.00**
All Group 4 Species			**70.00**										**70.00**
Ave. Price (USD)	**44.00**	**30.00**	**50.10**	**53.24**	**189.89**		**44.00**	**44.00**	**40.45**	**44.00**	**44.20**		**63.39**

Log Grade : Plantation diam 00 - 19 cm: little small

Species / Group	Month 12/13	11/13	10/13	9/13	8/13	7/13	6/13	5/13	4/13	3/13	2/13	1/13	Average
Teak					190.00								**190.00**
All Group 1 Species					**190.00**								**190.00**
Ave. Price (USD)					**190.00**								**190.00**

Log Grade : Low grade

Species / Group	Month 12/13	11/13	10/13	9/13	8/13	7/13	6/13	5/13	4/13	3/13	2/13	1/13	Average
Burckella	65.00		60.00	65.00	60.00	55.00	55.00	50.83		57.83	54.90		**57.40**
Calophyllum	65.00	45.00		65.00	51.47	55.00	55.00	52.25	55.00	55.00	54.57	50.00	**57.18**
Dillenia	65.00			65.00	60.00		50.00	50.00		60.00	54.41	50.00	**58.95**
Erima	65.00		55.00	54.59	50.00	52.32	55.00	50.00	55.00	58.01	55.00	50.00	**54.48**
Grey Canarium	65.00	45.00	55.00	60.37	50.00	55.00	55.00	50.41	55.00	56.94	53.00		**55.65**
Kwila						105.00		50.00			55.00		**70.72**
Lophopetallum/Perupok	65.00			65.00			55.00	50.49	55.00	55.00	54.54		**53.15**
Malas				54.82	51.10	50.90	54.59	53.15	55.00	55.48	54.89	50.00	**52.91**
Pencil Cedar	65.00	45.00		59.20	50.00	51.75	55.00	53.68		55.00	54.98	50.00	**54.21**
PNG Mersawa			60.00	55.00	60.00	55.00	55.00	52.27		57.61	55.00	55.00	**55.73**
PNG Walnut		45.00		52.49	50.36	50.82	55.00	50.99	55.00	56.28	55.00	50.00	**51.83**
Red Canarium	65.00	45.00	55.00	54.84	50.95	54.03	55.00	52.01	55.00	55.38	54.66	50.00	**54.08**
Red Planchonella			55.00	55.00		53.24	55.00	52.19	55.00	57.70	53.57	50.00	**53.97**
Taun	65.00	45.00	55.02	53.50	50.71	52.43	55.00	53.58	55.00	57.48	55.00	51.10	**53.94**
Terminalia	65.00	45.00	55.04	55.78	56.95	52.92	55.00	51.12	55.00	55.76	55.00	50.00	**53.78**
White Planchonella				55.86		54.04	55.00	50.00	55.00	55.77	54.90	50.00	**54.83**
All Group 1 Species	**65.00**	**45.00**	**55.36**	**55.11**	**53.13**	**53.62**	**54.99**	**52.52**	**55.00**	**56.47**	**54.91**	**50.25**	**54.32**
All Group 2 Species	**65.00**	**45.00**	**60.00**	**56.50**	**53.10**	**53.09**	**55.00**	**52.18**		**59.34**	**54.98**	**53.67**	**56.85**
All Group 3 Species	**65.00**	**45.00**	**60.00**	**55.46**	**52.01**	**52.89**	**54.96**	**51.60**		**59.69**	**54.58**	**50.00**	**54.82**
All Group 4 Species	**65.00**	**45.00**	**55.24**	**55.29**	**57.23**	**52.42**	**55.00**	**51.45**		**57.06**	**54.74**	**50.00**	**53.55**
Ave. Price (USD)	**65.00**	**45.00**	**55.36**	**55.24**	**53.38**	**53.28**	**54.99**	**52.08**	**55.00**	**58.00**	**54.91**	**50.64**	**54.65**

Notes: All prices are USD FOB per cubic metre; dates of prices from Bills of Lading

Log Grade : All Logs

Species / Group	Month												Average
	12/13	11/13	10/13	9/13	8/13	7/13	6/13	5/13	4/13	3/13	2/13	1/13	
Burckella	89.49	87.57	86.74	85.75	85.96	85.80	85.61	85.34	85.51	83.89	81.96	80.68	**85.54**
Calophyllum	107.79	106.75	106.64	105.16	103.76	104.92	104.43	103.45	105.48	103.93	102.94	101.14	**104.87**
Dillenia	87.00	85.84	85.75	86.75	85.82	85.49	85.64	85.36	84.77	82.95	81.84	80.39	**84.99**
Erima	88.66	86.11	86.52	82.90	86.35	84.22	85.28	83.67	81.85	82.42	81.80	79.92	**84.08**
Grey Canarium	89.92	87.33	87.09	84.87	85.70	85.53	86.55	83.73	85.17	83.41	82.29	80.53	**85.06**
Hekakoro	94.87	92.66	90.00	88.97	90.00	87.72	88.00	87.93	85.64	84.97	81.70	82.01	**86.88**
Kwila	233.90	237.59	229.67	227.84	229.92	229.59	229.17	226.75	220.60	220.22	220.34	219.60	**226.65**
Lophopetallum/Perupok	93.84	87.23	86.92	89.66	86.59	86.18	85.81	83.27	84.91	87.26	81.41	80.50	**86.21**
Malas	90.94	89.08	86.83	84.27	85.13	85.39	85.87	85.91	84.96	84.29	83.68	81.07	**85.79**
Pencil Cedar	109.62	107.71	106.60	106.63	105.06	102.77	102.83	103.40	103.97	104.66	101.12	100.10	**104.49**
PNG Mersawa	110.43	109.90	107.06	112.45	107.53	105.62	101.54	104.57	107.73	102.07	99.92	103.98	**105.91**
PNG Walnut	84.92	82.44	85.08	80.86	81.75	78.52	81.20	80.41	81.67	80.56	81.17	78.52	**81.30**
Red Canarium	88.18	85.90	85.72	81.78	84.96	82.22	83.65	84.31	83.42	79.33	82.59	77.75	**83.28**
Red Planchonella	89.58	87.40	87.11	85.42	85.37	84.37	84.04	84.74	85.00	79.29	82.21	78.47	**84.67**
Taun	108.91	105.78	104.54	102.41	104.54	101.33	101.46	102.66	103.12	101.54	102.43	100.85	**103.33**
Teak					196.06								**196.06**
Terminalia	89.52	87.06	84.56	83.48	82.94	83.99	85.09	83.91	83.04	81.57	78.52	78.67	**83.45**
White Planchonella	91.29	90.05	87.89	84.83	86.26	84.92	86.62	85.39	85.54	82.78	82.91	81.21	**85.92**
All Group 1 Species	**135.81**	**108.24**	**107.07**	**123.01**	**122.51**	**118.83**	**122.97**	**109.67**	**114.99**	**119.28**	**120.78**	**114.46**	**118.27**
All Group 2 Species	**81.63**	**71.48**	**80.81**	**77.19**	**79.76**	**80.01**	**80.09**	**77.03**	**78.24**	**75.94**	**70.30**	**72.07**	**77.14**
All Group 3 Species	**74.53**	**73.41**	**73.06**	**72.75**	**71.54**	**71.92**	**71.69**	**70.21**	**70.66**	**70.11**	**68.45**	**66.99**	**71.39**
All Group 4 Species	**70.33**	**68.29**	**67.47**	**67.10**	**67.34**	**67.18**	**66.55**	**65.36**	**66.23**	**65.74**	**64.08**	**62.13**	**66.51**
Ave. Price (USD)	**115.93**	**92.51**	**93.50**	**101.47**	**104.61**	**101.84**	**104.04**	**95.43**	**97.19**	**101.79**	**102.27**	**99.23**	**100.83**

Notes: All prices are USD FOB per cubic metre; dates of prices from Bills of Lading

SGS

Mean Monthly Endorsed Prices (USD) by Log Grades and Species/Groups

Log Grade : Saw/Veneer

Species / Group	Month												12-month average
	12/13	11/13	10/13	9/13	8/13	7/13	6/13	5/13	4/13	3/13	2/13	1/13	
Burckella	92.01	88.46	86.60	86.66	86.61	86.16	85.83	86.11	85.67	85.02	84.29	82.33	**86.48**
Calophyllum	111.04	107.70	106.28	105.09	105.86	104.44	104.12	105.47	104.46	104.67	104.53	102.24	**105.82**
Dillenia	89.47	87.06	85.18	85.97	87.00	86.33	84.77	85.96	84.95	84.95	82.16	81.30	**85.50**
Erima	91.03	86.88	86.49	87.66	86.11	85.45	85.94	84.41	85.35	83.21	82.99	82.34	**85.73**
Grey Canarium	92.50	88.15	87.33	86.73	86.94	86.07	86.60	86.71	85.41	84.76	83.62	82.25	**86.38**
Hekakoro	94.44	91.23	89.97	81.63	89.58		87.50	88.00	87.93	85.00	84.96	84.37	**88.09**
Kwila	237.97	238.33	231.93	229.26	228.30	229.88	229.15	229.57	227.50	220.06	221.21	219.91	**228.37**
Lophopetallum/Perupok	92.48	87.36	91.90	86.73	90.65	86.39	85.81	86.90	84.86	84.98	86.54	82.46	**87.47**
Malas	91.43	90.36	87.51	85.87	86.41	84.88	85.90	86.32	85.73	84.82	84.36	83.36	**86.88**
Pencil Cedar	110.71	108.84	106.93	106.36	107.11	102.91	105.46	105.33	104.90	104.22	104.33	102.27	**105.91**
PNG Mersawa	114.54	110.06	107.80	109.05	110.36	109.04	106.87	106.55	107.77	106.78	108.62	107.18	**108.29**
PNG Walnut	84.71	84.09	81.67	84.95	85.18	81.07	82.72	81.47	82.35	82.07	80.90	81.38	**82.71**
Red Canarium	89.73	86.64	86.18	85.29	85.52	83.45	84.54	85.06	85.16	84.51	83.80	82.43	**85.40**
Red Planchonella	90.73	89.15	87.96	87.38	86.30	86.02	87.07	86.59	85.41	84.81	84.19	82.23	**86.65**
Taun	110.88	106.96	105.41	105.29	105.94	103.35	103.70	103.91	104.09	103.34	102.83	102.55	**105.18**
Terminalia	89.95	87.99	86.72	86.12	86.48	83.98	85.73	85.64	85.20	84.40	83.32	82.36	**85.85**
White Planchonella	93.00	90.86	87.85	87.17	86.83	85.39	86.53	86.89	85.85	85.28	84.53	82.46	**87.33**
All Group 1 Species	**115.07**	**122.87**	**125.50**	**104.40**	**127.33**	**129.87**	**125.39**	**119.29**	**113.91**	**116.52**	**114.18**	**126.92**	**120.55**
All Group 2 Species	**80.41**	**77.87**	**77.70**	**76.06**	**77.30**	**75.72**	**76.11**	**76.06**	**76.18**	**75.23**	**75.49**	**73.30**	**76.44**
All Group 3 Species	**75.47**	**74.48**	**72.22**	**72.64**	**73.09**	**71.56**	**72.06**	**71.75**	**71.41**	**69.69**	**69.27**	**68.78**	**72.02**
All Group 4 Species	**71.11**	**69.79**	**67.38**	**67.40**	**68.08**	**66.75**	**67.33**	**66.78**	**66.70**	**65.43**	**64.46**	**64.31**	**67.23**
Mean Grade Price	**101.86**	**106.78**	**106.71**	**91.10**	**108.08**	**110.81**	**109.29**	**101.99**	**97.84**	**100.71**	**98.35**	**107.50**	**103.63**

Notes: All prices are USD per cubic metre; dates of prices from PNGFA Permit Notices

Log Grade : Plantation diam 60+ cm: regular

Species / Group	Month												12-month average
	12/13	11/13	10/13	9/13	8/13	7/13	6/13	5/13	4/13	3/13	2/13	1/13	
Erima			80.00			80.00			80.00	82.00	75.00	80.00	**79.74**
Terminalia	81.00	80.00	80.00	70.00		80.00				84.00		82.00	**81.63**
Group 2 Species	99.67	97.61	99.17	99.17	95.70	99.09	99.53	99.00	98.23	99.69	99.00	90.32	**98.61**
Group 4 Species			70.00										**70.00**
All Group 1 Species	**81.00**	**80.00**	**80.00**	**70.00**		**80.00**			**80.00**	**83.11**	**75.00**	**81.69**	**80.80**
All Group 2 Species	**99.67**	**97.61**	**99.17**	**99.17**	**95.70**	**99.09**	**99.53**	**99.00**	**98.23**	**99.69**	**99.00**	**90.32**	**98.61**
All Group 4 Species			**70.00**										**70.00**
Mean Grade Price	**99.26**	**97.47**	**97.71**	**98.92**	**95.70**	**95.56**	**99.53**	**99.00**	**95.69**	**99.46**	**97.11**	**84.34**	**96.94**

Log Grade : Plantation diam 50 - 59 cm: small

Species / Group	Month												12-month average
	12/13	11/13	10/13	9/13	8/13	7/13	6/13	5/13	4/13	3/13	2/13	1/13	
Erima			70.00			70.00			70.00	72.00	75.00	70.00	**71.05**
Terminalia	71.00	70.00	70.00	70.00		70.00				74.00		72.00	**71.14**
Group 2 Species	90.61	85.15	90.00	90.00	86.67	90.00	90.00	90.00	88.58	91.09	90.00	77.52	**88.91**
Group 4 Species			70.00										**70.00**
All Group 1 Species	**71.00**	**70.00**	**70.00**	**70.00**		**70.00**			**70.00**	**73.51**	**75.00**	**71.98**	**71.13**
All Group 2 Species	**90.61**	**85.15**	**90.00**	**90.00**	**86.67**	**90.00**	**90.00**	**90.00**	**88.58**	**91.09**	**90.00**	**77.52**	**88.91**
All Group 4 Species			**70.00**										**70.00**
Mean Grade Price	**90.44**	**85.12**	**89.38**	**89.98**	**86.67**	**85.54**	**90.00**	**90.00**	**88.30**	**90.55**	**89.71**	**75.01**	**87.89**

Log Grade : Plantation diam 40 - 49 cm: super small

Species / Group	Month												12-month average
	12/13	11/13	10/13	9/13	8/13	7/13	6/13	5/13	4/13	3/13	2/13	1/13	
Erima			60.00			60.00			60.00	62.00	75.00	60.00	**65.20**
Terminalia	66.00	65.00	65.03			65.00				69.00		67.00	**66.02**
Group 2 Species	85.56	75.69	85.00	84.99	80.50	85.00	85.00	85.00	82.38	84.22	85.00	66.87	**82.65**
Group 4 Species			70.00										**70.00**
All Group 1 Species	**66.00**	**65.00**	**64.56**			**64.87**			**60.00**	**68.73**	**75.00**	**66.91**	**65.97**
All Group 2 Species	**85.56**	**75.69**	**85.00**	**84.99**	**80.50**	**85.00**	**85.00**	**85.00**	**82.38**	**84.22**	**85.00**	**66.87**	**82.65**
All Group 4 Species			**70.00**										**70.00**
Mean Grade Price	**85.31**	**75.65**	**84.18**	**84.99**	**80.50**	**81.25**	**85.00**	**85.00**	**82.30**	**82.67**	**84.84**	**66.88**	**81.75**

Notes: All prices are USD per cubic metre; dates of prices from PNGFA Permit Notices

Log Grade : Plantation diam 30 - 39 cm: baby small

Species / Group	Month												12-month average
	12/13	11/13	10/13	9/13	8/13	7/13	6/13	5/13	4/13	3/13	2/13	1/13	
Erima			50.00						50.00	52.00	75.00		**54.60**
Terminalia	56.00	55.00	55.02			55.00				59.00		57.00	**55.99**
Group 2 Species	75.43	59.08	75.00	75.00	72.33	75.00	75.00	75.00	71.07	77.00	75.00	65.38	**71.52**
Group 4 Species			70.00										**70.00**
All Group 1 Species	**56.00**	**55.00**	**54.94**			**55.00**			**50.00**	**58.90**	**75.00**	**57.00**	**55.97**
All Group 2 Species	**75.43**	**59.08**	**75.00**	**75.00**	**72.33**	**75.00**	**75.00**	**75.00**	**71.07**	**77.00**	**75.00**	**65.38**	**71.52**
All Group 4 Species			**70.00**										**70.00**
Mean Grade Price	**74.67**	**58.96**	**73.86**	**75.00**	**72.33**	**70.18**	**75.00**	**75.00**	**71.01**	**74.12**	**75.00**	**63.91**	**70.52**

Log Grade : Plantation diam 20 - 29 cm: tiny small

Species / Group	Month												12-month average
	12/13	11/13	10/13	9/13	8/13	7/13	6/13	5/13	4/13	3/13	2/13	1/13	
Teak						205.00							**205.00**
Terminalia	41.00	40.00	40.00			40.00				49.00		42.00	**44.45**
Group 2 Species	47.67	32.23	50.00	44.00	60.00	65.00	44.00		41.00	70.00	44.00	44.45	**44.83**
Group 4 Species			70.00										**70.00**
All Group 1 Species	**41.00**	**40.00**	**40.00**			**201.41**				**49.00**		**42.00**	**169.01**
All Group 2 Species	**47.67**	**32.23**	**50.00**	**44.00**	**60.00**	**65.00**	**44.00**		**41.00**	**70.00**	**44.00**	**44.45**	**44.83**
All Group 4 Species			**70.00**										**70.00**
Mean Grade Price	**46.71**	**32.28**	**51.67**	**44.00**	**60.00**	**198.51**	**44.00**		**41.00**	**65.54**	**44.00**	**44.39**	**61.27**

Log Grade : Plantation diam 00 - 19 cm: little small

Species / Group	Month												12-month average
	12/13	11/13	10/13	9/13	8/13	7/13	6/13	5/13	4/13	3/13	2/13	1/13	
Teak						190.00							**190.00**
All Group 1 Species						**190.00**							**190.00**
Mean Grade Price						**190.00**							**190.00**

Log Grade : Low grade

Species / Group	Month												12-month average
	12/13	11/13	10/13	9/13	8/13	7/13	6/13	5/13	4/13	3/13	2/13	1/13	
Kwila							105.00						**105.00**
All Group 1 Species							**105.00**						**105.00**
Mixed Group Species	**50.28**	**56.11**		**56.59**	**55.53**	**53.78**	**55.00**	**53.58**	**51.37**	**57.43**	**56.59**	**56.13**	**54.29**
Mean Grade Price	**50.28**	**56.11**		**56.59**	**55.53**	**53.78**	**58.13**	**53.58**	**51.37**	**57.43**	**56.59**	**56.13**	**54.38**

Notes: All prices are USD per cubic metre; dates of prices from PNGFA Permit Notices

Log Grade : All Logs

Species / Group	Month												12-month average
	12/13	11/13	10/13	9/13	8/13	7/13	6/13	5/13	4/13	3/13	2/13	1/13	
Burckella	92.01	88.46	86.60	86.66	86.61	86.16	85.83	86.11	85.67	85.02	84.29	82.33	**86.48**
Calophyllum	111.04	107.70	106.28	105.09	105.86	104.44	104.12	105.47	104.46	104.67	104.53	102.24	**105.82**
Dillenia	89.47	87.06	85.18	85.97	87.00	86.33	84.77	85.96	84.95	84.95	82.16	81.30	**85.50**
Erima	91.03	86.88	85.79	87.66	86.11	84.93	85.94	84.41	85.03	83.10	82.67	82.23	**85.56**
Grey Canarium	92.50	88.15	87.33	86.73	86.94	86.07	86.60	86.71	85.41	84.76	83.62	82.25	**86.38**
Hekakoro	94.44	91.23	89.97	81.63	89.58		87.50	88.00	87.93	85.00	84.96	84.37	**88.09**
Kwila	237.97	238.33	231.93	229.26	228.30	229.88	228.75	229.57	227.50	220.06	221.21	219.91	**228.34**
Lophopetallum/Perupok	92.48	87.36	91.90	86.73	90.65	86.39	85.81	86.90	84.86	84.98	86.54	82.46	**87.47**
Malas	91.43	90.36	87.51	85.87	86.41	84.88	85.90	86.32	85.73	84.82	84.36	83.36	**86.88**
Pencil Cedar	110.71	108.84	106.93	106.36	107.11	102.91	105.46	105.33	104.90	104.22	104.33	102.27	**105.91**
PNG Mersawa	114.54	110.06	107.80	109.05	110.36	109.04	106.87	106.55	107.77	106.78	108.62	107.18	**108.29**
PNG Walnut	84.71	84.09	81.67	84.95	85.18	81.07	82.72	81.47	82.35	82.07	80.90	81.38	**82.71**
Red Canarium	89.73	86.64	86.18	85.29	85.52	83.45	84.54	85.06	85.16	84.51	83.80	82.43	**85.40**
Red Planchonella	90.73	89.15	87.96	87.38	86.30	86.02	87.07	86.59	85.41	84.81	84.19	82.23	**86.65**
Taun	110.88	106.96	105.41	105.29	105.94	103.35	103.70	103.91	104.09	103.34	102.83	102.55	**105.18**
Teak						196.00							**196.00**
Terminalia	89.38	87.40	84.35	86.12	86.48	76.98	85.73	85.64	85.20	82.96	83.32	79.02	**84.40**
White Planchonella	93.00	90.86	87.85	87.17	86.83	85.39	86.53	86.89	85.85	85.28	84.53	82.46	**87.33**
All Group 1 Species	**114.99**	**122.79**	**125.07**	**104.39**	**127.33**	**129.13**	**125.37**	**119.29**	**113.87**	**116.27**	**114.14**	**125.78**	**120.33**
All Group 2 Species	**81.47**	**73.02**	**81.24**	**77.87**	**77.87**	**79.44**	**81.00**	**78.06**	**77.64**	**79.25**	**78.02**	**69.00**	**77.70**
All Group 3 Species	**75.47**	**74.48**	**72.22**	**72.64**	**73.09**	**71.56**	**72.06**	**71.75**	**71.41**	**69.69**	**69.27**	**68.78**	**72.02**
All Group 4 Species	**71.11**	**69.79**	**67.38**	**67.40**	**68.08**	**66.75**	**67.33**	**66.78**	**66.70**	**65.43**	**64.46**	**64.31**	**67.23**
Mixed Group Species	**50.28**	**56.11**		**56.59**	**55.53**	**53.78**	**55.00**	**53.58**	**51.37**	**57.43**	**56.59**	**56.13**	**54.29**
Overall Mean Price	**99.96**	**104.45**	**104.43**	**90.00**	**106.14**	**107.59**	**106.50**	**100.33**	**95.76**	**99.29**	**96.61**	**104.11**	**101.49**

Notes: All prices are USD per cubic metre; dates of prices from PNGFA Permit Notices

Monthly Endorsed Volumes (m3) by Log Grades and Species/Groups

Log Grade : Saw/Veneer

Species / Group	Month 12/13	11/13	10/13	9/13	8/13	7/13	6/13	5/13	4/13	3/13	2/13	1/13	Total
Burckella	4,584	5,228	3,946	3,421	2,968	2,059	2,031	3,339	4,119	3,812	1,888	5,008	**42,403**
Calophyllum	21,039	25,939	23,184	14,332	17,294	14,439	7,949	14,350	19,553	15,681	14,097	16,181	**204,038**
Dillenia	6,889	11,323	10,432	7,292	9,196	7,254	6,770	8,636	6,691	8,813	3,402	10,568	**97,266**
Erima	6,246	8,493	4,677	4,926	3,474	4,570	4,234	7,699	8,297	5,345	3,788	5,749	**67,498**
Grey Canarium	2,830	3,260	3,199	2,524	1,978	2,162	1,795	3,011	4,488	2,758	2,512	3,139	**33,655**
Hekakoro	275	811	361	4	12		132	897	240	584	327	517	**4,159**
Kwila	21,259	42,126	45,173	8,899	37,669	40,557	31,293	33,615	26,806	30,270	19,906	58,874	**396,445**
Lophopetallum/Perupok	1,484	1,886	2,055	939	1,407	1,386	714	999	1,758	1,867	843	1,349	**16,687**
Malas	37,027	32,782	20,858	17,557	13,165	16,039	13,899	22,246	23,280	25,527	20,768	23,211	**266,360**
Pencil Cedar	7,986	10,889	10,153	6,109	9,454	5,240	4,998	10,273	9,815	7,074	6,963	10,274	**99,229**
PNG Mersawa	3,353	10,144	20,268	4,666	6,699	7,501	8,464	11,286	8,567	8,772	5,121	4,246	**99,087**
PNG Walnut	3,662	3,611	3,631	3,531	4,678	3,956	3,569	4,942	4,811	2,966	3,457	4,195	**47,007**
Red Canarium	8,765	10,057	9,655	8,221	7,351	6,436	4,698	6,119	7,600	7,237	4,214	8,290	**88,643**
Red Planchonella	907	1,055	1,165	908	920	585	661	1,087	875	655	734	896	**10,447**
Taun	60,166	55,645	45,421	33,820	31,841	35,534	34,054	46,421	46,437	34,770	30,613	45,868	**500,589**
Terminalia	16,225	14,742	12,974	14,019	13,376	8,241	12,564	13,395	14,749	10,846	7,697	16,204	**155,030**
White Planchonella	2,964	2,688	1,695	1,378	1,301	1,527	1,067	2,024	1,975	2,032	1,167	2,320	**22,137**
Group 1 Species Total	**205,658**	**240,679**	**218,846**	**132,544**	**162,783**	**157,487**	**138,892**	**190,337**	**190,061**	**169,010**	**127,495**	**216,889**	**2,150,682**
Group 2 Species Total	**15,401**	**21,840**	**22,589**	**15,806**	**15,683**	**14,585**	**9,491**	**20,948**	**19,405**	**14,088**	**15,447**	**22,379**	**207,663**
Group 3 Species Total	**39,536**	**40,052**	**40,324**	**34,312**	**30,660**	**25,804**	**21,914**	**34,956**	**40,610**	**31,092**	**20,750**	**37,196**	**397,206**
Group 4 Species Total	**43,678**	**52,643**	**52,493**	**37,636**	**39,412**	**33,495**	**26,351**	**48,051**	**50,131**	**38,262**	**31,330**	**46,477**	**499,959**
Total Volume (m3)	**304,273**	**355,214**	**334,252**	**220,298**	**248,538**	**231,372**	**196,648**	**294,293**	**300,207**	**252,452**	**195,021**	**322,941**	**3,255,510**

Log Grade : Plantation diam 60+ cm: regular

Species / Group	Month 12/13	11/13	10/13	9/13	8/13	7/13	6/13	5/13	4/13	3/13	2/13	1/13	Total
Erima			60			100			100	8	21	65	**354**
Terminalia	10	4	18	3		50				10		354	**449**
Group 2 Species	450	498	1,500	300	785	660	1,176	500	620	1,309	250	186	**8,234**
Group 4 Species			29										**29**
Group 1 Species Total	**10**	**4**	**78**	**3**		**150**			**100**	**18**	**21**	**419**	**803**
Group 2 Species Total	**450**	**498**	**1,500**	**300**	**785**	**660**	**1,176**	**500**	**620**	**1,309**	**250**	**186**	**8,234**
Group 4 Species Total			**29**										**29**
Total Volume (m3)	**460**	**502**	**1,607**	**303**	**785**	**810**	**1,176**	**500**	**720**	**1,327**	**271**	**605**	**9,066**

Log Grade : Plantation diam 50 - 59 cm: small

Species / Group	Month												Total
	12/13	11/13	10/13	9/13	8/13	7/13	6/13	5/13	4/13	3/13	2/13	1/13	
Erima			80			60			50	17	49	10	**266**
Terminalia	20	6	159	2		658				53		924	**1,822**
Group 2 Species	2,300	2,972	8,050	2,050	2,550	2,500	3,963	1,100	3,370	2,208	2,500	1,130	**34,693**
Group 4 Species			17										**17**
Group 1 Species Total	**20**	**6**	**239**	**2**		**718**			**50**	**70**	**49**	**934**	**2,088**
Group 2 Species Total	**2,300**	**2,972**	**8,050**	**2,050**	**2,550**	**2,500**	**3,963**	**1,100**	**3,370**	**2,208**	**2,500**	**1,130**	**34,693**
Group 4 Species Total			**17**										**17**
Total Volume (m3)	**2,320**	**2,978**	**8,306**	**2,052**	**2,550**	**3,218**	**3,963**	**1,100**	**3,420**	**2,278**	**2,549**	**2,064**	**36,798**

Log Grade : Plantation diam 40 - 49 cm: super small

Species / Group	Month												Total
	12/13	11/13	10/13	9/13	8/13	7/13	6/13	5/13	4/13	3/13	2/13	1/13	
Erima			50			40			30	10	76	18	**224**
Terminalia	60	30	490			1,500				246		1,350	**3,676**
Group 2 Species	4,680	7,446	13,380	2,681	4,000	6,720	8,151	3,450	8,480	2,300	4,800	2,967	**69,055**
Group 4 Species			29										**29**
Group 1 Species Total	**60**	**30**	**540**			**1,540**			**30**	**256**	**76**	**1,368**	**3,901**
Group 2 Species Total	**4,680**	**7,446**	**13,380**	**2,681**	**4,000**	**6,720**	**8,151**	**3,450**	**8,480**	**2,300**	**4,800**	**2,967**	**69,055**
Group 4 Species Total			**29**										**29**
Total Volume (m3)	**4,740**	**7,476**	**13,950**	**2,681**	**4,000**	**8,260**	**8,151**	**3,450**	**8,510**	**2,556**	**4,876**	**4,335**	**72,985**

Log Grade : Plantation diam 30 - 39 cm: baby small

Species / Group	Month												Total
	12/13	11/13	10/13	9/13	8/13	7/13	6/13	5/13	4/13	3/13	2/13	1/13	
Erima			10						20	5	7		**42**
Terminalia	190	230	616			1,572				335		1,336	**4,279**
Group 2 Species	4,650	7,892	10,500	2,281	4,300	4,950	6,948	1,800	7,120	1,800	4,700	6,299	**63,240**
Group 4 Species			35										**35**
Group 1 Species Total	**190**	**230**	**626**			**1,572**			**20**	**340**	**7**	**1,336**	**4,321**
Group 2 Species Total	**4,650**	**7,892**	**10,500**	**2,281**	**4,300**	**4,950**	**6,948**	**1,800**	**7,120**	**1,800**	**4,700**	**6,299**	**63,240**
Group 4 Species Total			**35**										**35**
Total Volume (m3)	**4,840**	**8,122**	**11,161**	**2,281**	**4,300**	**6,522**	**6,948**	**1,800**	**7,140**	**2,140**	**4,707**	**7,635**	**67,596**

Log Grade : Plantation diam 20 - 29 cm: tiny small

Species / Group	Month												Total
	12/13	11/13	10/13	9/13	8/13	7/13	6/13	5/13	4/13	3/13	2/13	1/13	
Teak						900							**900**
Terminalia	20	10	20			20				108		82	**260**
Group 2 Species	120	1,570	70	450	800	20	50		400	400	450	3,279	**7,609**
Group 4 Species			19										**19**
Group 1 Species Total	**20**	**10**	**20**			**920**				**108**		**82**	**1,160**
Group 2 Species Total	**120**	**1,570**	**70**	**450**	**800**	**20**	**50**		**400**	**400**	**450**	**3,279**	**7,609**
Group 4 Species Total			**19**										**19**
Total Volume (m3)	**140**	**1,580**	**109**	**450**	**800**	**940**	**50**		**400**	**508**	**450**	**3,361**	**8,788**

Log Grade : Plantation diam 00 - 19 cm: little small

Species / Group	Month												Total
	12/13	11/13	10/13	9/13	8/13	7/13	6/13	5/13	4/13	3/13	2/13	1/13	
Teak						1,350							**1,350**
Group 1 Species Total						**1,350**							**1,350**
Total Volume (m3)						**1,350**							**1,350**

Log Grade : Low grade

Species / Group	Month												Total
	12/13	11/13	10/13	9/13	8/13	7/13	6/13	5/13	4/13	3/13	2/13	1/13	
Kwila							100						**100**
Group 1 Species Total							**100**						**100**
Mixed Grp Spp. Total	**7,200**	**1,350**		**5,229**	**2,797**	**7,462**	**1,500**	**8,112**	**6,400**	**5,350**	**3,474**	**7,345**	**56,218**
Total Volume (m3)	**7,200**	**1,350**		**5,229**	**2,797**	**7,462**	**1,600**	**8,112**	**6,400**	**5,350**	**3,474**	**7,345**	**56,318**

Log Grade : All Logs

Species / Group	Month												Total
	12/13	11/13	10/13	9/13	8/13	7/13	6/13	5/13	4/13	3/13	2/13	1/13	
Burckella	4,584	5,228	3,946	3,421	2,968	2,059	2,031	3,339	4,119	3,812	1,888	5,008	**42,403**
Calophyllum	21,039	25,939	23,184	14,332	17,294	14,439	7,949	14,350	19,553	15,681	14,097	16,181	**204,038**
Dillenia	6,889	11,323	10,432	7,292	9,196	7,254	6,770	8,636	6,691	8,813	3,402	10,568	**97,266**
Erima	6,246	8,493	4,877	4,926	3,474	4,770	4,234	7,699	8,497	5,385	3,942	5,842	**68,386**
Grey Canarium	2,830	3,260	3,199	2,524	1,978	2,162	1,795	3,011	4,488	2,758	2,512	3,139	**33,655**
Hekakoro	275	811	361	4	12		132	897	240	584	327	517	**4,159**
Kwila	21,259	42,126	45,173	8,899	37,669	40,557	31,393	33,615	26,806	30,270	19,906	58,874	**396,545**
Lophopetallum/Perupok	1,484	1,886	2,055	939	1,407	1,386	714	999	1,758	1,867	843	1,349	**16,687**
Malas	37,027	32,782	20,858	17,557	13,165	16,039	13,899	22,246	23,280	25,527	20,768	23,211	**266,360**
Pencil Cedar	7,986	10,889	10,153	6,109	9,454	5,240	4,998	10,273	9,815	7,074	6,963	10,274	**99,229**
PNG Mersawa	3,353	10,144	20,268	4,666	6,699	7,501	8,464	11,286	8,567	8,772	5,121	4,246	**99,087**
PNG Walnut	3,662	3,611	3,631	3,531	4,678	3,956	3,569	4,942	4,811	2,966	3,457	4,195	**47,007**
Red Canarium	8,765	10,057	9,655	8,221	7,351	6,436	4,698	6,119	7,600	7,237	4,214	8,290	**88,643**
Red Planchonella	907	1,055	1,165	908	920	585	661	1,087	875	655	734	896	**10,447**
Taun	60,166	55,645	45,421	33,820	31,841	35,534	34,054	46,421	46,437	34,770	30,613	45,868	**500,589**
Teak						2,250							**2,250**
Terminalia	16,525	15,022	14,277	14,023	13,376	12,041	12,564	13,395	14,749	11,598	7,697	20,250	**165,516**
White Planchonella	2,964	2,688	1,695	1,378	1,301	1,527	1,067	2,024	1,975	2,032	1,167	2,320	**22,137**
Group 1 Species Total	**205,958**	**240,959**	**220,350**	**132,549**	**162,783**	**163,737**	**138,992**	**190,337**	**190,261**	**169,802**	**127,649**	**221,028**	**2,164,405**
Group 2 Species Total	**27,601**	**42,218**	**56,089**	**23,568**	**28,118**	**29,435**	**29,779**	**27,798**	**39,395**	**22,105**	**28,147**	**36,240**	**390,494**
Group 3 Species Total	**39,536**	**40,052**	**40,324**	**34,312**	**30,660**	**25,804**	**21,914**	**34,956**	**40,610**	**31,092**	**20,750**	**37,196**	**397,206**
Group 4 Species Total	**43,678**	**52,643**	**52,623**	**37,636**	**39,412**	**33,495**	**26,351**	**48,051**	**50,131**	**38,262**	**31,330**	**46,477**	**500,088**
Mixed Grp Spp Total	**7,200**	**1,350**		**5,229**	**2,797**	**7,462**	**1,500**	**8,112**	**6,400**	**5,350**	**3,474**	**7,345**	**56,218**
Total Volume (m3)	**323,973**	**377,222**	**369,385**	**233,294**	**263,770**	**259,934**	**218,536**	**309,254**	**326,797**	**266,611**	**211,349**	**348,286**	**3,508,412**

SGS

Monthly Actual Shipped Volumes (m3) by Log Grade and Destination

Log Grade: Saw/Veneer

Destination	Month 12/13	11/13	10/13	9/13	8/13	7/13	6/13	5/13	4/13	3/13	2/13	1/13	12-month total	% of total
China	262,664	239,904	275,573	219,441	188,253	195,951	210,745	273,182	224,105	195,552	235,978	225,641	**2,746,989**	89.5%
India	36,244		5,010				11,015	4,077	14,180	18,267	32,338	11,986	**133,117**	4.3%
Japan		3,009	2,032		2,927	5,536	6,051	8,903		7,314	6,699	655	**43,127**	1.4%
Korea	13,615	9,616	2,966		2,778	8,662		6,257	2,140	5,497	10,581	5,448	**67,560**	2.2%
Philippines			8,515	6,251		3,020		6,834	11,428	6,622	6,516	9,425	**58,612**	1.9%
Taiwan	285	1,792	3,529			5,364			3,904			3,730	**18,604**	0.6%
Total (m3)	**312,807**	**254,321**	**297,625**	**225,691**	**193,958**	**218,534**	**227,811**	**299,253**	**255,758**	**233,252**	**292,112**	**256,886**	**3,068,009**	100%

Log Grade: Plantation diam 60+ cm: regular

Destination	Month 12/13	11/13	10/13	9/13	8/13	7/13	6/13	5/13	4/13	3/13	2/13	1/13	12-month total	% of total
China		28	240	197	450		212		382		458		**1,967**	21.1%
Japan	662	996	290	652	317	772	509	152	143	1,109	258		**5,861**	62.8%
Korea			112										**112**	1.2%
Philippines			134			36			356		132		**658**	7.0%
Taiwan	330												**330**	3.5%
Vietnam						405							**405**	4.3%
Total (m3)	**992**	**1,025**	**776**	**849**	**767**	**1,212**	**721**	**152**	**881**	**1,109**	**849**		**9,331**	100%

Log Grade: Plantation diam 50 - 59 cm: small

Destination	Month 12/13	11/13	10/13	9/13	8/13	7/13	6/13	5/13	4/13	3/13	2/13	1/13	12-month total	% of total
China		457	1,629	851	1,222		1,145		1,591		1,200		**8,096**	22.9%
Japan	2,057	2,705	2,242	2,928	1,685	2,196	2,064	1,710	885	2,058	1,591		**22,120**	62.5%
Korea			439										**439**	1.2%
Philippines			473			127			1,137		862		**2,599**	7.3%
Taiwan	1,614												**1,614**	4.6%
Vietnam						518							**518**	1.5%
Total (m3)	**3,671**	**3,162**	**4,783**	**3,780**	**2,907**	**2,841**	**3,209**	**1,710**	**3,612**	**2,058**	**3,653**		**35,386**	100%

Log Grade: Plantation diam 40 - 49 cm: super small

Destination	Month 12/13	11/13	10/13	9/13	8/13	7/13	6/13	5/13	4/13	3/13	2/13	1/13	12-month total	% of total
China		1,837	3,388	1,956	2,303		1,817		2,721		2,160		**16,182**	23.4%
Japan	4,785	1,173	5,623	3,806	3,341	4,988	6,058	3,040	3,491	3,235	2,126		**41,666**	60.2%
Korea			403										**403**	0.6%
Philippines			969			399			2,261		2,371		**6,000**	8.7%
Taiwan	3,007												**3,007**	4.3%
Vietnam						1,933							**1,933**	2.8%
Total (m3)	**7,792**	**3,010**	**10,383**	**5,762**	**5,644**	**7,320**	**7,876**	**3,040**	**8,474**	**3,235**	**6,656**		**69,191**	100%

Log Grade: Plantation diam 30 - 39 cm: baby small

Destination	Month 12/13	11/13	10/13	9/13	8/13	7/13	6/13	5/13	4/13	3/13	2/13	1/13	12-month total	% of total
China		3,318	1,070	2,384	1,773		445		1,695		2,175		**12,859**	21.9%
Japan	5,089		4,591	3,234	3,065	2,953	4,180	1,842	2,260	3,153	4,554		**34,921**	59.4%
Korea			74										**74**	0.1%
Philippines			1,718			1,463			2,661		2,753		**8,595**	14.6%
Taiwan	898												**898**	1.5%
Vietnam						1,440							**1,440**	2.4%
Total (m3)	**5,987**	**3,318**	**7,452**	**5,618**	**4,838**	**5,856**	**4,625**	**1,842**	**6,617**	**3,153**	**9,482**		**58,788**	100%

Log Grade: Plantation diam 20 - 29 cm: tiny small

Destination	Month 12/13	11/13	10/13	9/13	8/13	7/13	6/13	5/13	4/13	3/13	2/13	1/13	12-month total	% of total
China		1,261	13	624	108				4				**2,010**	25.5%
India					989								**989**	12.6%
Japan	312		67	456			44	109		462	2,548		**3,999**	50.8%
Philippines									230		646		**875**	11.1%
Total (m3)	**312**	**1,261**	**81**	**1,081**	**1,097**		**44**	**109**	**233**	**462**	**3,194**		**7,873**	100%

Log Grade: Plantation diam 00 - 19 cm: little small

Destination	Month 12/13	11/13	10/13	9/13	8/13	7/13	6/13	5/13	4/13	3/13	2/13	1/13	12-month total	% of total
India					1,461								**1,461**	100.0%
Total (m3)					**1,461**								**1,461**	100%

Log Grade: Low grade

Destination	Month 12/13	11/13	10/13	9/13	8/13	7/13	6/13	5/13	4/13	3/13	2/13	1/13	12-month total	% of total
China	770	659	2,892	4,740	816	5,069	4,659	6,970	1,622	9,423	4,302	3,489	**45,409**	95.9%
Philippines				1,424								511	**1,935**	4.1%
Total (m3)	**770**	**659**	**2,892**	**6,164**	**816**	**5,069**	**4,659**	**6,970**	**1,622**	**9,423**	**4,302**	**4,000**	**47,344**	100%

Log Grade: All Logs

Destination	Month 12/13	11/13	10/13	9/13	8/13	7/13	6/13	5/13	4/13	3/13	2/13	1/13	12-month total	% of total
China	263,433	247,464	284,805	230,194	194,924	201,019	219,024	280,152	232,119	204,975	246,273	229,130	**2,833,512**	85.9%
India	36,244		5,010		2,450		11,015	4,077	14,180	18,267	32,338	11,986	**135,568**	4.1%
Japan	12,905	7,883	14,845	11,076	11,335	16,445	18,907	15,757	6,779	17,330	17,776	655	**151,695**	4.6%
Korea	13,615	9,616	3,995		2,778	8,662		6,257	2,140	5,497	10,581	5,448	**68,588**	2.1%
Philippines			11,809	7,675		5,045		6,834	18,073	6,622	13,280	9,936	**79,274**	2.4%
Taiwan	6,133	1,792	3,529			5,364			3,904			3,730	**24,452**	0.7%
Vietnam						4,296							**4,296**	0.1%
Grand Total	**332,330**	**266,755**	**323,992**	**248,945**	**211,487**	**240,832**	**248,946**	**313,076**	**277,196**	**252,692**	**320,248**	**260,886**	**3,297,385**	100%

SGS

Monthly Average Actual Export Prices (USD) by Log Grade and Destination

Log Grade : Saw/Veneer

Destination	Month 12/13	11/13	10/13	9/13	8/13	7/13	6/13	5/13	4/13	3/13	2/13	1/13	Average
China	103.26	93.61	92.39	105.01	105.76	106.33	100.25	94.69	91.82	94.05	92.03	94.26	**97.48**
India	233.94		230.00				230.00	220.00	220.00	220.00	217.73	220.00	**224.45**
Japan		80.62	108.00		95.50	88.75	99.71	99.54		96.74	82.58	100.00	**93.88**
Korea	95.38	95.18	83.86		90.54	88.44		92.29	85.54	97.84	84.21	86.87	**90.92**
Philippines			100.43	84.26		100.00		105.00	96.84	105.00	105.00	100.23	**99.51**
Taiwan	74.28	166.91	76.20			78.98			73.90			79.19	**85.83**
Ave. Price (USD)	**118.04**	**94.03**	**94.76**	**104.43**	**105.38**	**104.42**	**106.51**	**96.72**	**98.83**	**104.40**	**105.74**	**99.98**	**102.76**

Log Grade : Plantation diam 60+ cm: regular

Destination	Month 12/13	11/13	10/13	9/13	8/13	7/13	6/13	5/13	4/13	3/13	2/13	1/13	Average
China		70.00	98.42	85.00	88.83		100.00		101.17		84.98		**92.05**
Japan	99.00	99.00	96.10	98.88	99.00	99.14	99.00	99.00	99.00	98.54	99.00		**98.77**
Korea			100.00										**100.00**
Philippines			92.26			100.00			91.68		85.00		**90.90**
Taiwan	100.00												**100.00**
Vietnam						99.00							**99.00**
Ave. Price (USD)	**99.33**	**98.20**	**96.72**	**95.66**	**93.04**	**99.12**	**99.29**	**99.00**	**96.98**	**98.54**	**89.25**		**96.87**

Log Grade : Plantation diam 50 - 59 cm: small

Destination	Month 12/13	11/13	10/13	9/13	8/13	7/13	6/13	5/13	4/13	3/13	2/13	1/13	Average
China		60.00	88.07	80.00	86.52		90.00		91.21		76.67		**84.60**
Japan	90.00	90.00	89.84	89.99	90.00	90.00	90.00	90.00	90.00	89.64	90.00		**89.95**
Korea			90.00										**90.00**
Philippines			87.53			90.00			84.72		75.00		**82.27**
Taiwan	90.00												**90.00**
Vietnam						90.00							**90.00**
Ave. Price (USD)	**90.00**	**85.66**	**89.03**	**87.74**	**88.54**	**90.00**	**90.00**	**90.00**	**88.87**	**89.64**	**82.08**		**88.17**

Notes: All prices are USD FOB per cubic metre; dates of prices from Bills of Lading

Log Grade : Plantation diam 40 - 49 cm: super small

Destination	12/13	11/13	10/13	9/13	8/13	7/13	6/13	5/13	4/13	3/13	2/13	1/13	Average
	Month												
China		50.00	82.23	75.00	81.15		85.00		82.69		70.95		**76.43**
Japan	85.00	85.00	84.92	85.00	85.00	85.00	85.00	85.00	85.00	84.76	85.00		**84.97**
Korea			85.00										**85.00**
Philippines			84.12			85.00			74.77		65.00		**73.10**
Taiwan	85.00												**85.00**
Vietnam						85.00							**85.00**
Ave. Price (USD)	**85.00**	**63.64**	**83.97**	**81.60**	**83.43**	**85.00**	**85.00**	**85.00**	**81.53**	**84.76**	**73.32**		**81.94**

Log Grade : Plantation diam 30 - 39 cm: baby small

Destination	12/13	11/13	10/13	9/13	8/13	7/13	6/13	5/13	4/13	3/13	2/13	1/13	Average
	Month												
China		40.00	68.58	70.00	70.09		75.00		73.85		60.61		**61.25**
Japan	75.00		74.96	75.00	75.00	75.00	75.00	75.00	75.00	75.00	75.00		**74.99**
Korea			75.00										**75.00**
Philippines			74.99			75.00			65.17		55.00		**65.55**
Taiwan	75.00												**75.00**
Vietnam						75.00							**75.00**
Ave. Price (USD)	**75.00**	**40.00**	**74.05**	**72.88**	**73.20**	**75.00**	**75.00**	**75.00**	**70.75**	**75.00**	**65.89**		**70.61**

Log Grade : Plantation diam 20 - 29 cm: tiny small

Destination	12/13	11/13	10/13	9/13	8/13	7/13	6/13	5/13	4/13	3/13	2/13	1/13	Average
	Month												
China		30.00	43.65	60.00	50.89				70.00				**40.60**
India					205.00								**205.00**
Japan	44.00		51.39	44.00			44.00	44.00		44.00	44.00		**44.12**
Philippines									40.00		45.00		**43.69**
Ave. Price (USD)	**44.00**	**30.00**	**50.10**	**53.24**	**189.89**		**44.00**	**44.00**	**40.45**	**44.00**	**44.20**		**63.39**

Log Grade : Plantation diam 00 - 19 cm: little small

Destination	12/13	11/13	10/13	9/13	8/13	7/13	6/13	5/13	4/13	3/13	2/13	1/13	Average
	Month												
India					190.00								**190.00**
Ave. Price (USD)					**190.00**								**190.00**

Log Grade : Low grade

Destination	12/13	11/13	10/13	9/13	8/13	7/13	6/13	5/13	4/13	3/13	2/13	1/13	Average
	Month												
China	65.00	45.00	55.36	56.81	53.38	53.28	54.99	52.08	55.00	58.00	54.91	50.00	**54.80**
Philippines				50.00								55.00	**51.32**
Ave. Price (USD)	**65.00**	**45.00**	**55.36**	**55.24**	**53.38**	**53.28**	**54.99**	**52.08**	**55.00**	**58.00**	**54.91**	**50.64**	**54.65**

Notes: All prices are USD FOB per cubic metre; dates of prices from Bills of Lading

Log Grade : All Logs

Destination	Month												
	12/13	11/13	10/13	9/13	8/13	7/13	6/13	5/13	4/13	3/13	2/13	1/13	Average
China	103.15	92.05	91.78	103.16	104.73	104.99	99.06	93.63	91.34	92.39	90.83	93.58	**96.43**
India	233.94		230.00		196.06		230.00	220.00	220.00	220.00	217.73	220.00	**223.93**
Japan	81.58	86.81	85.81	82.53	86.14	85.80	88.32	92.44	82.61	88.42	76.30	100.00	**85.39**
Korea	95.38	95.18	84.94		90.54	88.44		92.29	85.54	97.84	84.21	86.87	**90.88**
Philippines			94.78	77.90		91.31		105.00	87.83	105.00	82.43	97.91	**91.40**
Taiwan	85.16	166.91	76.20			78.98			73.90			79.19	**85.79**
Vietnam						83.57							**83.57**
Ave. Price (USD)	**115.93**	**92.51**	**93.50**	**101.47**	**104.61**	**101.84**	**104.04**	**95.43**	**97.19**	**101.79**	**102.27**	**99.23**	**100.83**

Notes: All prices are USD FOB per cubic metre; dates of prices from Bills of Lading

SGS

Monthly Actual Shipped Volumes (m3) by Export Company and Project

Report printed 29/01/14 10:42:05 AM

Co. Grouping	Exporter	Site Code	Month 12/13	11/13	10/13	9/13	8/13	7/13	6/13	5/13	4/13	3/13	2/13	1/13	12-month total
Agri Bisnis Ltd															
	Agri Bisnis Ltd	Akarip - Autuvo (21407)	3,425				1,419	3,612			6,600			3,547	18,602
		Autuvo Extension (21407)	3,392												3,392
	Total for Exporter: Agri Bisnis Ltd		**6,817**				**1,419**	**3,612**			**6,600**			**3,547**	**21,994**
	Per Cent of Grand Total		***2.1%***				***0.7%***	***1.5%***			***2.4%***			***1.4%***	***0.7%***
Total for Agri Bisnis Ltd			**6,817**				**1,419**	**3,612**			**6,600**			**3,547**	**21,994**
Per Cent of Grand Total			***2.1%***				***0.7%***	***1.5%***			***2.4%***			***1.4%***	***0.7%***
Amanab 56 Timber Investments Ltd															
	Amanab 56 Timber Investments	Amanab Blocks 5 & 6 FMA 110-4 (61	8,066	13,188		13,817		10,366	8,305	4,092	6,803	10,825	4,197	5,871	85,530
	Total for Exporter: Amanab 56 Timber Investments Ltd		**8,066**	**13,188**		**13,817**		**10,366**	**8,305**	**4,092**	**6,803**	**10,825**	**4,197**	**5,871**	**85,530**
	Per Cent of Grand Total		***2.4%***	***4.9%***		***5.6%***		***4.3%***	***3.3%***	***1.3%***	***2.5%***	***4.3%***	***1.3%***	***2.3%***	***2.6%***
Total for Amanab 56 Timber Investments Ltd			**8,066**	**13,188**		**13,817**		**10,366**	**8,305**	**4,092**	**6,803**	**10,825**	**4,197**	**5,871**	**85,530**
Per Cent of Grand Total			***2.4%***	***4.9%***		***5.6%***		***4.3%***	***3.3%***	***1.3%***	***2.5%***	***4.3%***	***1.3%***	***2.3%***	***2.6%***
Amanab Forest Product Ltd															
	Woodbank Pacific Ltd	Sogeram (11220)				2,114		2,911			6,762	3,904	6,954		22,645
	Total for Exporter: Woodbank Pacific Ltd					**2,114**		**2,911**			**6,762**	**3,904**	**6,954**		**22,645**
	Per Cent of Grand Total					***0.8%***		***1.2%***			***2.4%***	***1.5%***	***2.2%***		***0.7%***
Total for Amanab Forest Product Ltd						**2,114**		**2,911**			**6,762**	**3,904**	**6,954**		**22,645**
Per Cent of Grand Total						***0.8%***		***1.2%***			***2.4%***	***1.5%***	***2.2%***		***0.7%***
Bewani Forest Product Ltd															
	Bewani Forest Product Ltd	W/Sepik Prov. (Portion 160C, FCA 10-	21,735		16,695		16,453	9,123	9,339	5,571	11,876	5,497	6,599	7,702	110,590
	Total for Exporter: Bewani Forest Product Ltd		**21,735**		**16,695**		**16,453**	**9,123**	**9,339**	**5,571**	**11,876**	**5,497**	**6,599**	**7,702**	**110,590**
	Per Cent of Grand Total		***6.5%***		***5.2%***		***7.8%***	***3.8%***	***3.8%***	***1.8%***	***4.3%***	***2.2%***	***2.1%***	***3.0%***	***3.4%***
Total for Bewani Forest Product Ltd			**21,735**		**16,695**		**16,453**	**9,123**	**9,339**	**5,571**	**11,876**	**5,497**	**6,599**	**7,702**	**110,590**
Per Cent of Grand Total			***6.5%***		***5.2%***		***7.8%***	***3.8%***	***3.8%***	***1.8%***	***4.3%***	***2.2%***	***2.1%***	***3.0%***	***3.4%***

Co. Grouping	Exporter	SiteCode	Month 12/13	11/13	10/13	9/13	8/13	7/13	6/13	5/13	4/13	3/13	2/13	1/13	12-month total
Bismark Industries Ltd															
	Bismark Industries Ltd	Kapuluk Timber Project (11450)	6,207		6,606		4,322	7,623		1,507		5,426		2,041	33,732
	Total for Exporter: Bismark Industries Ltd		**6,207**		**6,606**		**4,322**	**7,623**		**1,507**		**5,426**		**2,041**	**33,732**
	Per Cent of Grand Total		*1.9%*		*2.0%*		*2.0%*	*3.2%*		*0.5%*		*2.1%*		*0.8%*	*1.0%*
Total for Bismark Industries Ltd			**6,207**		**6,606**		**4,322**	**7,623**		**1,507**		**5,426**		**2,041**	**33,732**
Per Cent of Grand Total			*1.9%*		*2.0%*		*2.0%*	*3.2%*		*0.5%*		*2.1%*		*0.8%*	*1.0%*
Brilliant Investment Ltd															
	DD Investment Ltd	Bewani, Mushu (21001)					4,997				12,615		7,150	13,089	37,852
	Total for Exporter: DD Investment Ltd						**4,997**				**12,615**		**7,150**	**13,089**	**37,852**
	Per Cent of Grand Total						*2.4%*				*4.6%*		*2.2%*	*5.0%*	*1.1%*
	Star Avenue Ltd	Marienberg (FCA 1102)			16,081	7,675	4,225	10,072		5,218	4,281	9,459		4,876	61,886
	Total for Exporter: Star Avenue Ltd				**16,081**	**7,675**	**4,225**	**10,072**		**5,218**	**4,281**	**9,459**		**4,876**	**61,886**
	Per Cent of Grand Total				*5.0%*	*3.1%*	*2.0%*	*4.2%*		*1.7%*	*1.5%*	*3.7%*		*1.9%*	*1.9%*
Total for Brilliant Investment Ltd					**16,081**	**7,675**	**9,222**	**10,072**		**5,218**	**16,897**	**9,459**	**7,150**	**17,965**	**99,738**
Per Cent of Grand Total					*5.0%*	*3.1%*	*4.4%*	*4.2%*		*1.7%*	*6.1%*	*3.7%*	*2.2%*	*6.9%*	*3.0%*
Cakara Alam (PNG) Ltd															
	Cakara Alam (PNG) Ltd	Central Arawe (11454)	4,528	1,818	2,176	2,026	2,195		2,057	4,407	4,396		9,854		33,457
		East Arawe (11455)	11,542		12,977		2,002		2,854	19,557			12,234	3,730	64,896
		Rottock Bay Consolidated (61402)	17,155	5,781	5,411		2,952	2,535	3,162	8,912	1,996		1,502	946	50,352
		West Arawe (11453)	10,447	9,397	2,099	8,456	7,232								37,631
	Total for Exporter: Cakara Alam (PNG) Ltd		**43,672**	**16,995**	**22,664**	**10,483**	**14,381**	**2,535**	**8,073**	**32,875**	**6,392**		**23,590**	**4,676**	**186,335**
	Per Cent of Grand Total		*13.1%*	*6.4%*	*7.0%*	*4.2%*	*6.8%*	*1.1%*	*3.2%*	*10.5%*	*2.3%*		*7.4%*	*1.8%*	*5.7%*
	Sumber Alam (PNG) Ltd	Aria Vanu Block 1 (21406)	2,929	9,323	10,701		7,594	3,956	4,400	4,951	2,502		2,199	2,485	51,041
	Total for Exporter: Sumber Alam (PNG) Ltd		**2,929**	**9,323**	**10,701**		**7,594**	**3,956**	**4,400**	**4,951**	**2,502**		**2,199**	**2,485**	**51,041**
	Per Cent of Grand Total		*0.9%*	*3.5%*	*3.3%*		*3.6%*	*1.6%*	*1.8%*	*1.6%*	*0.9%*		*0.7%*	*1.0%*	*1.5%*
	Tzen Niugini Ltd	Illi Wawas Int Ag Proj FCA 15-02 (315							8,398	918		9,155		7,483	25,954
	Total for Exporter: Tzen Niugini Ltd								**8,398**	**918**		**9,155**		**7,483**	**25,954**
	Per Cent of Grand Total								*3.4%*	*0.3%*		*3.6%*		*2.9%*	*0.8%*
Total for Cakara Alam (PNG) Ltd			**46,601**	**26,319**	**33,365**	**10,483**	**21,975**	**6,491**	**20,871**	**38,744**	**8,894**	**9,155**	**25,789**	**14,644**	**263,330**
Per Cent of Grand Total			*14.0%*	*9.9%*	*10.3%*	*4.2%*	*10.4%*	*2.7%*	*8.4%*	*12.4%*	*3.2%*	*3.6%*	*8.1%*	*5.6%*	*8.0%*
Cakara Alam Ltd															
	Tzen Niugini Ltd	Illi Wawas - Masarau - (FCA 15-02)		10,707	9,139	9,295	7,202		740	8,282					45,365
	Total for Exporter: Tzen Niugini Ltd			**10,707**	**9,139**	**9,295**	**7,202**		**740**	**8,282**					**45,365**
	Per Cent of Grand Total			*4.0%*	*2.8%*	*3.7%*	*3.4%*		*0.3%*	*2.6%*					*1.4%*

Co. Grouping	Exporter	SiteCode	Month 12/13	11/13	10/13	9/13	8/13	7/13	6/13	5/13	4/13	3/13	2/13	1/13	12-month total
Total for Cakara Alam Ltd				**10,707**	**9,139**	**9,295**	**7,202**		**740**	**8,282**					**45,365**
Per Cent of Grand Total				*4.0%*	*2.8%*	*3.7%*	*3.4%*		*0.3%*	*2.6%*					*1.4%*
Canopus No. 16 Ltd															
	Canopus No. 16 Ltd	Wipim Tapila FMA (10110)		6,825		6,416	5,194			8,191			6,613		33,239
	Total for Exporter: Canopus No. 16 Ltd			**6,825**		**6,416**	**5,194**			**8,191**			**6,613**		**33,239**
	Per Cent of Grand Total			*2.6%*		*2.6%*	*2.5%*			*2.6%*			*2.1%*		*1.0%*
Total for Canopus No. 16 Ltd				**6,825**		**6,416**	**5,194**			**8,191**			**6,613**		**33,239**
Per Cent of Grand Total				*2.6%*		*2.6%*	*2.5%*			*2.6%*			*2.1%*		*1.0%*
CS Bos International Ltd															
	Stettin Bay Lumber Co. Ltd	Ania Kapiura Consolidated (11452)	6,133		12,066		7,120	3,738	5,702		11,415				46,175
	Total for Exporter: Stettin Bay Lumber Co. Ltd		**6,133**		**12,066**		**7,120**	**3,738**	**5,702**		**11,415**				**46,175**
	Per Cent of Grand Total		*1.8%*		*3.7%*		*3.4%*	*1.6%*	*2.3%*		*4.1%*				*1.4%*
Total for CS Bos International Ltd			**6,133**		**12,066**		**7,120**	**3,738**	**5,702**		**11,415**				**46,175**
Per Cent of Grand Total			*1.8%*		*3.7%*		*3.4%*	*1.6%*	*2.3%*		*4.1%*				*1.4%*
DD Investment Limited															
	DD Investment Limited	Bewani, West Sepik LFA 10-1		7,942		11,890	594	5,029	7,949	1,568					34,973
	Total for Exporter: DD Investment Limited			**7,942**		**11,890**	**594**	**5,029**	**7,949**	**1,568**					**34,973**
	Per Cent of Grand Total			*3.0%*		*4.8%*	*0.3%*	*2.1%*	*3.2%*	*0.5%*					*1.1%*
Total for DD Investment Limited				**7,942**		**11,890**	**594**	**5,029**	**7,949**	**1,568**					**34,973**
Per Cent of Grand Total				*3.0%*		*4.8%*	*0.3%*	*2.1%*	*3.2%*	*0.5%*					*1.1%*
Delta Timber Ltd															
	Delta Timber Ltd	Bonua Magarida TRP (10328)		7,453		7,551				6,308					21,312
	Total for Exporter: Delta Timber Ltd			**7,453**		**7,551**				**6,308**					**21,312**
	Per Cent of Grand Total			*2.8%*		*3.0%*				*2.0%*					*0.6%*
Total for Delta Timber Ltd				**7,453**		**7,551**				**6,308**					**21,312**
Per Cent of Grand Total				*2.8%*		*3.0%*				*2.0%*					*0.6%*
East Papua Timber Resources Ltd															
	East Papua Timber Resources L	Brown River/Kuriva (10337)					2,450								2,450
	Total for Exporter: East Papua Timber Resources Ltd						**2,450**								**2,450**
	Per Cent of Grand Total						*1.2%*								*0.1%*
Total for East Papua Timber Resources Ltd							**2,450**								**2,450**
Per Cent of Grand Total							*1.2%*								*0.1%*

Co. Grouping	Exporter	SiteCode	Month 12/13	11/13	10/13	9/13	8/13	7/13	6/13	5/13	4/13	3/13	2/13	1/13	12-month total
G & S Limited															
	G & S Limited	Raicoast TRP Project (11218)											3,943		3,943
	Total for Exporter: G & S Limited												**3,943**		**3,943**
	Per Cent of Grand Total												***1.2%***		***0.1%***
Total for G & S Limited													**3,943**		**3,943**
Per Cent of Grand Total													***1.2%***		***0.1%***
Jambo Trak Limited															
	Jambo Trak Limited	Schotiaho Cocoa Estate Dev. (FCA 10-	9,317		3,233	4,327	6,007		1,241	6,771		8,764	4,872	7,239	51,772
	Total for Exporter: Jambo Trak Limited		**9,317**		**3,233**	**4,327**	**6,007**		**1,241**	**6,771**		**8,764**	**4,872**	**7,239**	**51,772**
	Per Cent of Grand Total		***2.8%***		***1.0%***	***1.7%***	***2.8%***		***0.5%***	***2.2%***		***3.5%***	***1.5%***	***2.8%***	***1.6%***
Total for Jambo Trak Limited			**9,317**		**3,233**	**4,327**	**6,007**		**1,241**	**6,771**		**8,764**	**4,872**	**7,239**	**51,772**
Per Cent of Grand Total			***2.8%***		***1.0%***	***1.7%***	***2.8%***		***0.5%***	***2.2%***		***3.5%***	***1.5%***	***2.8%***	***1.6%***
Joinland PNG Ltd															
	Joinland PNG Ltd	Betelung-Tutula Road Alignment (TA1									3,574				3,574
		Integrated Agriculture Proj. (FCA 16-0	7,958	18,054	14,504	9,302	3,942	7,567	6,270	6,829	7,174	6,851	7,704	5,509	101,664
		Noipuas - (TA 16-64)			5,048	644									5,692
		Umbukul Blk1 Inter.Agri. Pro. (TA 16-			393	1,836		1,931	2,467						6,626
		Umbukul Blk2 Inter Agri.Proj.(TA1663			938	5,068		868	582		2,067				9,522
		Umbukul Blk3 Int. Agr. Pro. (TA 16-6	253	410											663
		Umbukul Blk4 Inter. Agri. Pro. (TA16-	2,268	1,085											3,353
	Total for Exporter: Joinland PNG Ltd		**10,479**	**19,549**	**20,883**	**16,849**	**3,942**	**10,366**	**9,318**	**6,829**	**12,815**	**6,851**	**7,704**	**5,509**	**131,095**
	Per Cent of Grand Total		***3.2%***	***7.3%***	***6.4%***	***6.8%***	***1.9%***	***4.3%***	***3.7%***	***2.2%***	***4.6%***	***2.7%***	***2.4%***	***2.1%***	***4.0%***
Total for Joinland PNG Ltd			**10,479**	**19,549**	**20,883**	**16,849**	**3,942**	**10,366**	**9,318**	**6,829**	**12,815**	**6,851**	**7,704**	**5,509**	**131,095**
Per Cent of Grand Total			***3.2%***	***7.3%***	***6.4%***	***6.8%***	***1.9%***	***4.3%***	***3.7%***	***2.2%***	***4.6%***	***2.7%***	***2.4%***	***2.1%***	***4.0%***
Kerawara Ltd															
	KK Connections Ltd	Toriu Head Waters FCA 15-04 (31504	7,107	1,001	5,790	9,310		3,003	3,009	548	7,003	4,555	19,476		60,803
	Total for Exporter: KK Connections Ltd		**7,107**	**1,001**	**5,790**	**9,310**		**3,003**	**3,009**	**548**	**7,003**	**4,555**	**19,476**		**60,803**
	Per Cent of Grand Total		***2.1%***	***0.4%***	***1.8%***	***3.7%***		***1.2%***	***1.2%***	***0.2%***	***2.5%***	***1.8%***	***6.1%***		***1.8%***
Total for Kerawara Ltd			**7,107**	**1,001**	**5,790**	**9,310**		**3,003**	**3,009**	**548**	**7,003**	**4,555**	**19,476**		**60,803**
Per Cent of Grand Total			***2.1%***	***0.4%***	***1.8%***	***3.7%***		***1.2%***	***1.2%***	***0.2%***	***2.5%***	***1.8%***	***6.1%***		***1.8%***
Kinmas Investment Ltd															
	Kinmas Investment Ltd	Lako Imila (PNGFAL - 682/10)	3,395	8,340	17,079		6,183	11,027	11,154	8,519		14,955		3,552	84,204
	Total for Exporter: Kinmas Investment Ltd		**3,395**	**8,340**	**17,079**		**6,183**	**11,027**	**11,154**	**8,519**		**14,955**		**3,552**	**84,204**
	Per Cent of Grand Total		***1.0%***	***3.1%***	***5.3%***		***2.9%***	***4.6%***	***4.5%***	***2.7%***		***5.9%***		***1.4%***	***2.6%***

Co. Grouping	Exporter	SiteCode	Month 12/13	11/13	10/13	9/13	8/13	7/13	6/13	5/13	4/13	3/13	2/13	1/13	12-month total
Total for Kinmas Investment Ltd			**3,395**	**8,340**	**17,079**		**6,183**	**11,027**	**11,154**	**8,519**		**14,955**		**3,552**	**84,204**
Per Cent of Grand Total			*1.0%*	*3.1%*	*5.3%*		*2.9%*	*4.6%*	*4.5%*	*2.7%*		*5.9%*		*1.4%*	*2.6%*
Lawrence Wood Ltd															
	Lawrence Wood Ltd	Lolo Blk 2 - Geren Camp (21403)	8,301		7,182	2,201			6,074						23,758
	Total for Exporter: Lawrence Wood Ltd		**8,301**		**7,182**	**2,201**			**6,074**						**23,758**
	Per Cent of Grand Total		*2.5%*		*2.2%*	*0.9%*			*2.4%*						*0.7%*
Total for Lawrence Wood Ltd			**8,301**		**7,182**	**2,201**			**6,074**						**23,758**
Per Cent of Grand Total			*2.5%*		*2.2%*	*0.9%*			*2.4%*						*0.7%*
Low Impact Logging Ltd															
	Low Impact Logging Ltd	Buhem Mongi Busiga (11338)	3,023		3,207					2,819		1,867	6,001		16,916
	Total for Exporter: Low Impact Logging Ltd		**3,023**		**3,207**					**2,819**		**1,867**	**6,001**		**16,916**
	Per Cent of Grand Total		*0.9%*		*1.0%*					*0.9%*		*0.7%*	*1.9%*		*0.5%*
	Precision Logging Ltd	Umboi Island (11327)	4,514			4,344			3,703			4,440	1,345		18,347
	Total for Exporter: Precision Logging Ltd		**4,514**			**4,344**			**3,703**			**4,440**	**1,345**		**18,347**
	Per Cent of Grand Total		*1.4%*			*1.7%*			*1.5%*			*1.8%*	*0.4%*		*0.6%*
Total for Low Impact Logging Ltd			**7,537**		**3,207**	**4,344**			**3,703**	**2,819**		**6,306**	**7,346**		**35,263**
Per Cent of Grand Total			*2.3%*		*1.0%*	*1.7%*			*1.5%*	*0.9%*		*2.5%*	*2.3%*		*1.1%*
Madang Timbers Ltd															
	Madang Timbers Ltd	Middle Ramu Block 1 (FMA 12-23)	13,011		7,646	4,515									25,171
	Total for Exporter: Madang Timbers Ltd		**13,011**		**7,646**	**4,515**									**25,171**
	Per Cent of Grand Total		*3.9%*		*2.4%*	*1.8%*									*0.8%*
Total for Madang Timbers Ltd			**13,011**		**7,646**	**4,515**									**25,171**
Per Cent of Grand Total			*3.9%*		*2.4%*	*1.8%*									*0.8%*
Nissho Iwai Corporation															
	Stettin Bay Lumber Co. Ltd	Ania Kapiura Consolidated (11452)											7,514		7,514
	Total for Exporter: Stettin Bay Lumber Co. Ltd												**7,514**		**7,514**
	Per Cent of Grand Total												*2.3%*		*0.2%*
Total for Nissho Iwai Corporation													**7,514**		**7,514**
Per Cent of Grand Total													*2.3%*		*0.2%*
Open Bay Timber Ltd															
	Open Bay Timber Ltd	Open Bay Consolidated [Pltn] (11501)	12,905	4,874	12,813	11,076	8,408	13,491	12,856	6,853	6,779	10,016	11,077		111,150
	Total for Exporter: Open Bay Timber Ltd		**12,905**	**4,874**	**12,813**	**11,076**	**8,408**	**13,491**	**12,856**	**6,853**	**6,779**	**10,016**	**11,077**		**111,150**
	Per Cent of Grand Total		*3.9%*	*1.8%*	*4.0%*	*4.4%*	*4.0%*	*5.6%*	*5.2%*	*2.2%*	*2.4%*	*4.0%*	*3.5%*		*3.4%*
Total for Open Bay Timber Ltd			**12,905**	**4,874**	**12,813**	**11,076**	**8,408**	**13,491**	**12,856**	**6,853**	**6,779**	**10,016**	**11,077**		**111,150**
Per Cent of Grand Total			*3.9%*	*1.8%*	*4.0%*	*4.4%*	*4.0%*	*5.6%*	*5.2%*	*2.2%*	*2.4%*	*4.0%*	*3.5%*		*3.4%*

Co. Grouping	Exporter	SiteCode	Month 12/13	11/13	10/13	9/13	8/13	7/13	6/13	5/13	4/13	3/13	2/13	1/13	12-month total
Reko (PNG) Ltd															
	Reko (PNG) Ltd	East Kikori (Urama Gopera) (10215)								5,522					5,522
	Total for Exporter: Reko (PNG) Ltd									**5,522**					**5,522**
	Per Cent of Grand Total									***1.8%***					***0.2%***
Total for Reko (PNG) Ltd										**5,522**					**5,522**
Per Cent of Grand Total										***1.8%***					***0.2%***
Rimbunan Hijau (PNG) Ltd															
	Frontier Holdings Ltd	Vailala Blk 2 & 3 (10216)	2,306	998	5,022		1,097	1,498	5,953	2,713	4,617	5,772	10,075	9,093	49,144
	Total for Exporter: Frontier Holdings Ltd		**2,306**	**998**	**5,022**		**1,097**	**1,498**	**5,953**	**2,713**	**4,617**	**5,772**	**10,075**	**9,093**	**49,144**
	Per Cent of Grand Total		***0.7%***	***0.4%***	***1.6%***		***0.5%***	***0.6%***	***2.4%***	***0.9%***	***1.7%***	***2.3%***	***3.1%***	***3.5%***	***1.5%***
	Gilford Limited	Sigite Mukus (FCA 15-07)	42,756	26,960	15,842		6,137	7,491	10,231	27,050	12,369	25,559	21,616	23,877	219,889
	Total for Exporter: Gilford Limited		**42,756**	**26,960**	**15,842**		**6,137**	**7,491**	**10,231**	**27,050**	**12,369**	**25,559**	**21,616**	**23,877**	**219,889**
	Per Cent of Grand Total		***12.9%***	***10.1%***	***4.9%***		***2.9%***	***3.1%***	***4.1%***	***8.6%***	***4.5%***	***10.1%***	***6.7%***	***9.2%***	***6.7%***
	Island Forest Resources Ltd	Alimbit Andru (21408)								3,571	13,817	5,522	12,479	13,644	49,032
		Anu Alimbit (21405)	4,268	2,033	4,430			3,012	3,023	9,435	1,850	7,537			35,588
	Total for Exporter: Island Forest Resources Ltd		**4,268**	**2,033**	**4,430**			**3,012**	**3,023**	**13,006**	**15,667**	**13,059**	**12,479**	**13,644**	**84,621**
	Per Cent of Grand Total		***1.3%***	***0.8%***	***1.4%***			***1.3%***	***1.2%***	***4.2%***	***5.7%***	***5.2%***	***3.9%***	***5.2%***	***2.6%***
	Niugini International Corporati	Turama (10212)	12,212	15,837	2,508	1,608	1,579	8,585	23,690	5,292	13,257	19,179	15,903	15,526	135,177
		Vailala Block 1 (10214)	3,104	2,855	5,135	2,164	2,576	4,180	6,802	3,101		3,387	2,002	7,324	42,630
	Total for Exporter: Niugini International Corporation Ltd		**15,316**	**18,692**	**7,643**	**3,772**	**4,155**	**12,765**	**30,492**	**8,393**	**13,257**	**22,566**	**17,905**	**22,851**	**177,807**
	Per Cent of Grand Total		***4.6%***	***7.0%***	***2.4%***	***1.5%***	***2.0%***	***5.3%***	***12.2%***	***2.7%***	***4.8%***	***8.9%***	***5.6%***	***8.8%***	***5.4%***
	Niugini Lumber Merchants Ltd	Awio Amgen (21409)	2,298	5,059	1,371	5,184	4,273	7,770	3,041	6,239	5,888	6,238	8,197	10,443	66,000
	Total for Exporter: Niugini Lumber Merchants Ltd		**2,298**	**5,059**	**1,371**	**5,184**	**4,273**	**7,770**	**3,041**	**6,239**	**5,888**	**6,238**	**8,197**	**10,443**	**66,000**
	Per Cent of Grand Total		***0.7%***	***1.9%***	***0.4%***	***2.1%***	***2.0%***	***3.2%***	***1.2%***	***2.0%***	***2.1%***	***2.5%***	***2.6%***	***4.0%***	***2.0%***
	Saban Enterprise Ltd	East Fergusson (10404)				3,164	6,300	1,809		4,241					15,513
	Total for Exporter: Saban Enterprise Ltd					**3,164**	**6,300**	**1,809**		**4,241**					**15,513**
	Per Cent of Grand Total					***1.3%***	***3.0%***	***0.8%***		***1.4%***					***0.5%***
	Sinaran Papua Ltd	Turama Extension - Faia (10212a)	9,800	5,447	2,510	2,252	6,309	3,174	8,334		6,270	6,941	6,624	4,813	62,474
		Turama Extension - Omati West (1021		1,959	1,421					2,510					5,890
		Turama Extension - Sirebi East (10212										1,106	2,308	7,706	11,120
		Turama Extension - Sirebi West (10212	1,587	2,968	1,507	1,317	2,776	1,009	2,519	3,334	2,750	2,078			21,845
	Total for Exporter: Sinaran Papua Ltd		**11,387**	**10,375**	**5,438**	**3,569**	**9,085**	**4,183**	**10,852**	**5,844**	**9,020**	**10,125**	**8,932**	**12,519**	**101,329**
	Per Cent of Grand Total		***3.4%***	***3.9%***	***1.7%***	***1.4%***	***4.3%***	***1.7%***	***4.4%***	***1.9%***	***3.3%***	***4.0%***	***2.8%***	***4.8%***	***3.1%***
	Timbers PNG Ltd	Sogeram TRP - (11220)		12,676	5,745	10,120	6,881	7,126	12,180				2,466	5,939	63,134
	Total for Exporter: Timbers PNG Ltd			**12,676**	**5,745**	**10,120**	**6,881**	**7,126**	**12,180**				**2,466**	**5,939**	**63,134**
	Per Cent of Grand Total			***4.8%***	***1.8%***	***4.1%***	***3.3%***	***3.0%***	***4.9%***				***0.8%***	***2.3%***	***1.9%***

Co. Grouping	Exporter	SiteCode	Month 12/13	11/13	10/13	9/13	8/13	7/13	6/13	5/13	4/13	3/13	2/13	1/13	12-month total
	Wawoi Guavi Timber Co Ltd	Wawoi Guavi (10107)	5,506	14,223	13,623	13,519				7,505	20,881	5,512	7,516	14,516	102,801
	Total for Exporter: Wawoi Guavi Timber Co Ltd		**5,506**	**14,223**	**13,623**	**13,519**				**7,505**	**20,881**	**5,512**	**7,516**	**14,516**	**102,801**
	Per Cent of Grand Total		*1.7%*	*5.3%*	*4.2%*	*5.4%*				*2.4%*	*7.5%*	*2.2%*	*2.3%*	*5.6%*	*3.1%*
Total for Rimbunan Hijau (PNG) Ltd			**83,837**	**91,016**	**59,115**	**39,329**	**37,928**	**45,653**	**75,772**	**74,991**	**81,699**	**88,831**	**89,185**	**112,883**	**880,238**
Per Cent of Grand Total			*25.2%*	*34.1%*	*18.2%*	*15.8%*	*17.9%*	*19.0%*	*30.4%*	*24.0%*	*29.5%*	*35.2%*	*27.8%*	*43.3%*	*26.7%*
Samas Ltd															
	Samas Ltd	Aitape Lumi Consolidated FMA (6100		7,444	7,106	6,693				9,080			14,514		44,837
	Total for Exporter: Samas Ltd			**7,444**	**7,106**	**6,693**				**9,080**			**14,514**		**44,837**
	Per Cent of Grand Total			*2.8%*	*2.2%*	*2.7%*				*2.9%*			*4.5%*		*1.4%*
Total for Samas Ltd				**7,444**	**7,106**	**6,693**				**9,080**			**14,514**		**44,837**
Per Cent of Grand Total				*2.8%*	*2.2%*	*2.7%*				*2.9%*			*4.5%*		*1.4%*
Summit Agriculture Ltd															
	Summit Agriculture Ltd	Wewak Turubu, East Sepik (FCA1101)			12,208	17,837	3,521	20,013	7,079	1,737	7,409	7,052	6,496	7,169	90,519
	Total for Exporter: Summit Agriculture Ltd				**12,208**	**17,837**	**3,521**	**20,013**	**7,079**	**1,737**	**7,409**	**7,052**	**6,496**	**7,169**	**90,519**
	Per Cent of Grand Total				*3.8%*	*7.2%*	*1.7%*	*8.3%*	*2.8%*	*0.6%*	*2.7%*	*2.8%*	*2.0%*	*2.7%*	*2.7%*
Total for Summit Agriculture Ltd					**12,208**	**17,837**	**3,521**	**20,013**	**7,079**	**1,737**	**7,409**	**7,052**	**6,496**	**7,169**	**90,519**
Per Cent of Grand Total					*3.8%*	*7.2%*	*1.7%*	*8.3%*	*2.8%*	*0.6%*	*2.7%*	*2.8%*	*2.0%*	*2.7%*	*2.7%*
Tian Suyn (PNG) Ltd															
	Tian Suyn (PNG) Ltd	Suikol-Makolkol Int. Agri. (FCA 1505)		4,101	2,658	9,455	14,272	3,767		20,731				9,679	64,664
	Total for Exporter: Tian Suyn (PNG) Ltd			**4,101**	**2,658**	**9,455**	**14,272**	**3,767**		**20,731**				**9,679**	**64,664**
	Per Cent of Grand Total			*1.5%*	*0.8%*	*3.8%*	*6.7%*	*1.6%*		*6.6%*				*3.7%*	*2.0%*
Total for Tian Suyn (PNG) Ltd				**4,101**	**2,658**	**9,455**	**14,272**	**3,767**		**20,731**				**9,679**	**64,664**
Per Cent of Grand Total				*1.5%*	*0.8%*	*3.8%*	*6.7%*	*1.6%*		*6.6%*				*3.7%*	*2.0%*
TPT Investment Ltd															
	TPT Investment Ltd	Kamadaru,West Coast Namatanai (L-7												5,933	5,933
	Total for Exporter: TPT Investment Ltd													**5,933**	**5,933**
	Per Cent of Grand Total													*2.3%*	*0.2%*
Total for TPT Investment Ltd														**5,933**	**5,933**
Per Cent of Grand Total														*2.3%*	*0.2%*
Uni Rise Ltd															
	Lawrence Wood Ltd	Lolo Blk 1 Silimate Camp (21402)		7,213	876	7,150	8,250	4,140	3,919	460					32,008
		Lolo Blk 2 Ext Aumo Camp (21412)	9,078		6,049	3,844		2,704	2,180	9,886					33,741
		Lolo Blk 2 Ext. WNBP PNGFAL-785/									12,366				12,366
	Total for Exporter: Lawrence Wood Ltd		**9,078**	**7,213**	**6,925**	**10,994**	**8,250**	**6,844**	**6,100**	**10,346**	**12,366**				**78,115**
	Per Cent of Grand Total		*2.7%*	*2.7%*	*2.1%*	*4.4%*	*3.9%*	*2.8%*	*2.5%*	*3.3%*	*4.5%*				*2.4%*

Co. Grouping	Exporter	SiteCode	Month 12/13	11/13	10/13	9/13	8/13	7/13	6/13	5/13	4/13	3/13	2/13	1/13	12-month total
	Uni Rise Ltd	Amaroh West Coast Jaha Manus (2180								224	2,584	3,779	4,227		10,815
		Lolo Block 1 (214-02)											10,422	6,082	16,504
		Lolo Block 2 (21403)											12,035		12,035
		Lolo Block 2 Ext. Aumo Camp (21412)												12,855	12,855
		N'drahong West Coast Manus (11802)	12,091			1,716	2,927			749	4,923	420	5,776		28,602
		Patu Mission Road (TA18-10)		2,859			2,552								5,411
	Total for Exporter: Uni Rise Ltd		**12,091**	**2,859**		**1,716**	**5,480**			**974**	**7,507**	**4,199**	**32,460**	**18,936**	**86,222**
	Per Cent of Grand Total		***3.6%***	***1.1%***		***0.7%***	***2.6%***			***0.3%***	***2.7%***	***1.7%***	***10.1%***	***7.3%***	***2.6%***
Total for Uni Rise Ltd			**21,169**	**10,072**	**6,925**	**12,710**	**13,729**	**6,844**	**6,100**	**11,320**	**19,873**	**4,199**	**32,460**	**18,936**	**164,337**
Per Cent of Grand Total			***6.4%***	***3.8%***	***2.1%***	***5.1%***	***6.5%***	***2.8%***	***2.5%***	***3.6%***	***7.2%***	***1.7%***	***10.1%***	***7.3%***	***5.0%***
Vanimo Jaya Ltd															
	Border International Timbers C	Bewani, Finchin (21001)		5,456	9,617			6,327		5,532			8,289		35,221
	Total for Exporter: Border International Timbers Co. Ltd			**5,456**	**9,617**			**6,327**		**5,532**			**8,289**		**35,221**
	Per Cent of Grand Total			***2.0%***	***3.0%***			***2.6%***		***1.8%***			***2.6%***		***1.1%***
	Sentawan (PNG) Ltd	DANFU Block 12,13,14,15&18 (11640	7,873	6,872	7,693	5,484	6,663	7,534	1,633	8,534	6,554	6,166	10,327		75,333
	Total for Exporter: Sentawan (PNG) Ltd		**7,873**	**6,872**	**7,693**	**5,484**	**6,663**	**7,534**	**1,633**	**8,534**	**6,554**	**6,166**	**10,327**		**75,333**
	Per Cent of Grand Total		***2.4%***	***2.6%***	***2.4%***	***2.2%***	***3.2%***	***3.1%***	***0.7%***	***2.7%***	***2.4%***	***2.4%***	***3.2%***		***2.3%***
	Vanimo Jaya Ltd	Aitape W. Port. 248C AFP FCA1002 (				3,454		6,304		7,550					17,308
		Makapa Timber Area (10109)	7,230	13,022	21,924	9,310	7,508	9,348	13,012	12,652	26,075	10,541	7,347	10,517	148,485
	Total for Exporter: Vanimo Jaya Ltd		**7,230**	**13,022**	**21,924**	**12,764**	**7,508**	**15,652**	**13,012**	**20,202**	**26,075**	**10,541**	**7,347**	**10,517**	**165,794**
	Per Cent of Grand Total		***2.2%***	***4.9%***	***6.8%***	***5.1%***	***3.6%***	***6.5%***	***5.2%***	***6.5%***	***9.4%***	***4.2%***	***2.3%***	***4.0%***	***5.0%***
Total for Vanimo Jaya Ltd			**15,103**	**25,350**	**39,235**	**18,248**	**14,171**	**29,512**	**14,645**	**34,268**	**32,628**	**16,707**	**25,963**	**10,517**	**276,347**
Per Cent of Grand Total			***4.5%***	***9.5%***	***12.1%***	***7.3%***	***6.7%***	***12.3%***	***5.9%***	***10.9%***	***11.8%***	***6.6%***	***8.1%***	***4.0%***	***8.4%***
Viva Success Ltd															
	Viva Success Ltd	Central New Ireland - (11642)	15,161		7,032	11,288		10,635	13,440	14,483		6,622	15,683		94,345
		Yema Gaepa (105-01)			7,572		4,477	4,931		6,386	8,669	10,196	5,309		47,538
	Total for Exporter: Viva Success Ltd		**15,161**		**14,604**	**11,288**	**4,477**	**15,565**	**13,440**	**20,869**	**8,669**	**16,818**	**20,992**		**141,883**
	Per Cent of Grand Total		***4.6%***		***4.5%***	***4.5%***	***2.1%***	***6.5%***	***5.4%***	***6.7%***	***3.1%***	***6.7%***	***6.6%***		***4.3%***
Total for Viva Success Ltd			**15,161**		**14,604**	**11,288**	**4,477**	**15,565**	**13,440**	**20,869**	**8,669**	**16,818**	**20,992**		**141,883**
Per Cent of Grand Total			***4.6%***		***4.5%***	***4.5%***	***2.1%***	***6.5%***	***5.4%***	***6.7%***	***3.1%***	***6.7%***	***6.6%***		***4.3%***
Westenders Limited															
	Westenders Limited	Madedua Ext. Mengen (FCA 10-03)		6,902		6,014									12,915
	Total for Exporter: Westenders Limited			**6,902**		**6,014**									**12,915**
	Per Cent of Grand Total			***2.6%***		***2.4%***									***0.4%***
Total for Westenders Limited				**6,902**		**6,014**									**12,915**
Per Cent of Grand Total				***2.6%***		***2.4%***									***0.4%***

Co. Grouping	Exporter	SiteCode	Month 12/13	11/13	10/13	9/13	8/13	7/13	6/13	5/13	4/13	3/13	2/13	1/13	12-month total
Westenders Ltd															
	Westenders Ltd	Lolobao Int/Agri. Reforest. (FCA14-01		6,523	2,355	5,510	5,826	12,186	13,349	9,364	10,586	9,008	4,818	1,533	81,059
	Total for Exporter: Westenders Ltd			**6,523**	**2,355**	**5,510**	**5,826**	**12,186**	**13,349**	**9,364**	**10,586**	**9,008**	**4,818**	**1,533**	**81,059**
	Per Cent of Grand Total			***2.4%***	***0.7%***	***2.2%***	***2.8%***	***5.1%***	***5.4%***	***3.0%***	***3.8%***	***3.6%***	***1.5%***	***0.6%***	***2.5%***
Total for Westenders Ltd				**6,523**	**2,355**	**5,510**	**5,826**	**12,186**	**13,349**	**9,364**	**10,586**	**9,008**	**4,818**	**1,533**	**81,059**
Per Cent of Grand Total				***2.4%***	***0.7%***	***2.2%***	***2.8%***	***5.1%***	***5.4%***	***3.0%***	***3.8%***	***3.6%***	***1.5%***	***0.6%***	***2.5%***
WTK Realty Ltd															
	Amanab Forest Products Ltd	Amanab Blocks 1-4 FMA (61001)	29,449	9,150			17,070	6,827	18,299	4,077	14,180	14,363		18,664	132,080
	Total for Exporter: Amanab Forest Products Ltd		**29,449**	**9,150**			**17,070**	**6,827**	**18,299**	**4,077**	**14,180**	**14,363**		**18,664**	**132,080**
	Per Cent of Grand Total		***8.9%***	***3.4%***			***8.1%***	***2.8%***	***7.4%***	***1.3%***	***5.1%***	***5.7%***		***7.2%***	***4.0%***
Total for WTK Realty Ltd			**29,449**	**9,150**			**17,070**	**6,827**	**18,299**	**4,077**	**14,180**	**14,363**		**18,664**	**132,080**
Per Cent of Grand Total			***8.9%***	***3.4%***			***8.1%***	***2.8%***	***7.4%***	***1.3%***	***5.1%***	***5.7%***		***7.2%***	***4.0%***
Yama PNG Ltd															
	Yama PNG Ltd	Passismanua Block 1 Alimbit Camp (2			8,001			3,612		9,294	6,308		6,584	7,503	41,304
	Total for Exporter: Yama PNG Ltd				**8,001**			**3,612**		**9,294**	**6,308**		**6,584**	**7,503**	**41,304**
	Per Cent of Grand Total				***2.5%***			***1.5%***		***3.0%***	***2.3%***		***2.1%***	***2.9%***	***1.3%***
Total for Yama PNG Ltd					**8,001**			**3,612**		**9,294**	**6,308**		**6,584**	**7,503**	**41,304**
Per Cent of Grand Total					***2.5%***			***1.5%***		***3.0%***	***2.3%***		***2.1%***	***2.9%***	***1.3%***
Grand Total:			**332,330**	**266,755**	**323,992**	**248,945**	**211,487**	**240,832**	**248,946**	**313,076**	**277,196**	**252,692**	**320,248**	**260,886**	**3,297,385**

SGS

Log Exports by Project Site (Volume and Value) for December - 2013, and Year to Date

Date printed: 29/01/14 10:42:08 AM

			December / 2013			Year to Date		
Co. Grouping	**Exporter**	**Site Code**	**No. Shipments**	**Volume (m3)**	**Value, K**	**No. Shipments**	**Volume (m3)**	**Value, K**
Agri Bisnis Ltd								
	Agri Bisnis Ltd							
		Akarip - Autuvo (21407)	1	3,424.755	659,386.63	5	18,601.829	3,231,935.14
		Autuvo Extension (21407)	1	3,391.954	643,728.49	1	3,391.954	643,728.49
	Total for Exporter: Agri Bisnis Ltd		***2***	***6,816.709***	***1,303,115.12***	***6***	***21,993.783***	***3,875,663.63***
	Per Cent of Grand Total		***2.2%***	***2.1%***	***1.4%***	***0.5%***	***0.7%***	***0.5%***
Total for Agri Bisnis Ltd			**2**	**6,816.709**	**1,303,115.12**	**6**	**21,993.783**	**3,875,663.63**
Per Cent of Grand Total			**2.2%**	**2.1%**	**1.4%**	**0.5%**	**0.7%**	**0.5%**
Amanab 56 Timber Investments Ltd								
	Amanab 56 Timber Investments Ltd							
		Amanab Blocks 5 & 6 FMA 110-4 (61002)	3	8,065.935	4,557,164.60	23	85,530.496	30,930,713.58
	Total for Exporter: Amanab 56 Timber Investments Ltd		***3***	***8,065.935***	***4,557,164.60***	***23***	***85,530.496***	***30,930,713.58***
	Per Cent of Grand Total		***3.3%***	***2.4%***	***5.0%***	***2.0%***	***2.6%***	***4.3%***
Total for Amanab 56 Timber Investments Ltd			**3**	**8,065.935**	**4,557,164.60**	**23**	**85,530.496**	**30,930,713.58**
Per Cent of Grand Total			**3.3%**	**2.4%**	**5.0%**	**2.0%**	**2.6%**	**4.3%**
Amanab Forest Product Ltd								
	Woodbank Pacific Ltd							
		Sogeram (11220)				5	22,645.303	7,735,670.21
	Total for Exporter: Woodbank Pacific Ltd					***5***	***22,645.303***	***7,735,670.21***
	Per Cent of Grand Total					***0.4%***	***0.7%***	***1.1%***
Total for Amanab Forest Product Ltd						**5**	**22,645.303**	**7,735,670.21**
Per Cent of Grand Total						**0.4%**	**0.7%**	**1.1%**

Co. Grouping	Exporter	SiteCode	December / 2013 No. Shipments	December / 2013 Volume (m3)	December / 2013 Value, K	Year to Date No. Shipments	Year to Date Volume (m3)	Year to Date Value, K
Bewani Forest Product Ltd								
	Bewani Forest Product Ltd							
		W/Sepik Prov. (Portion 160C, FCA 10-03)	3	21,734.811	9,047,012.15	16	110,590.105	33,015,860.30
	Total for Exporter: Bewani Forest Product Ltd		***3***	***21,734.811***	***9,047,012.15***	***16***	***110,590.105***	***33,015,860.30***
	Per Cent of Grand Total		***3.3%***	***6.5%***	***9.9%***	***1.4%***	***3.4%***	***4.6%***
Total for Bewani Forest Product Ltd			**3**	**21,734.811**	**9,047,012.15**	**16**	**110,590.105**	**33,015,860.30**
Per Cent of Grand Total			**3.3%**	**6.5%**	**9.9%**	**1.4%**	**3.4%**	**4.6%**
Bismark Industries Ltd								
	Bismark Industries Ltd							
		Kapuluk Timber Project (11450)	1	6,207.242	1,324,254.35	8	33,731.890	6,672,942.04
	Total for Exporter: Bismark Industries Ltd		***1***	***6,207.242***	***1,324,254.35***	***8***	***33,731.890***	***6,672,942.04***
	Per Cent of Grand Total		***1.1%***	***1.9%***	***1.5%***	***0.7%***	***1.0%***	***0.9%***
Total for Bismark Industries Ltd			**1**	**6,207.242**	**1,324,254.35**	**8**	**33,731.890**	**6,672,942.04**
Per Cent of Grand Total			**1.1%**	**1.9%**	**1.5%**	**0.7%**	**1.0%**	**0.9%**
Brilliant Investment Ltd								
	DD Investment Ltd							
		Bewani, Mushu (21001)				11	37,851.981	11,810,463.56
	Total for Exporter: DD Investment Ltd					***11***	***37,851.981***	***11,810,463.56***
	Per Cent of Grand Total					***1.0%***	***1.1%***	***1.6%***
	Star Avenue Ltd							
		Marienberg (FCA 1102)				17	61,886.254	12,554,368.09
	Total for Exporter: Star Avenue Ltd					***17***	***61,886.254***	***12,554,368.09***
	Per Cent of Grand Total					***1.5%***	***1.9%***	***1.7%***
Total for Brilliant Investment Ltd						**28**	**99,738.235**	**24,364,831.65**
Per Cent of Grand Total						**2.5%**	**3.0%**	**3.4%**
Cakara Alam (PNG) Ltd								
	Cakara Alam (PNG) Ltd							
		Central Arawe (11454)	1	4,527.783	989,356.83	16	33,456.861	6,528,981.10
		East Arawe (11455)	2	11,541.864	2,382,707.26	14	64,895.523	11,961,012.75

Co. Grouping	Exporter	SiteCode	December / 2013 No. Shipments	December / 2013 Volume (m3)	December / 2013 Value, K	Year to Date No. Shipments	Year to Date Volume (m3)	Year to Date Value, K
		Rottock Bay Consolidated (61402)	7	17,154.700	3,633,771.96	28	50,351.582	10,147,185.41
		West Arawe (11453)	3	10,447.206	2,117,965.17	11	37,631.234	7,388,432.15
	Total for Exporter: Cakara Alam (PNG) Ltd		***13***	***43,671.553***	***9,123,801.22***	***69***	***186,335.200***	***36,025,611.41***
	Per Cent of Grand Total		***14.3%***	***13.1%***	***10.0%***	***6.1%***	***5.7%***	***5.0%***
	Sumber Alam (PNG) Ltd							
		Aria Vanu Block 1 (21406)	2	2,929.234	600,445.65	23	51,041.307	9,882,144.35
	Total for Exporter: Sumber Alam (PNG) Ltd		***2***	***2,929.234***	***600,445.65***	***23***	***51,041.307***	***9,882,144.35***
	Per Cent of Grand Total		***2.2%***	***0.9%***	***0.7%***	***2.0%***	***1.5%***	***1.4%***
	Tzen Niugini Ltd							
		Illi Wawas Int Ag Proj FCA 15-02 (31577)				21	25,953.861	4,864,329.55
	Total for Exporter: Tzen Niugini Ltd					***21***	***25,953.861***	***4,864,329.55***
	Per Cent of Grand Total					***1.9%***	***0.8%***	***0.7%***
Total for Cakara Alam (PNG) Ltd			**15**	**46,600.787**	**9,724,246.88**	**113**	**263,330.368**	**50,772,085.31**
Per Cent of Grand Total			**16.5%**	**14.0%**	**10.7%**	**10.0%**	**8.0%**	**7.0%**
Cakara Alam Ltd								
	Tzen Niugini Ltd							
		Illi Wawas - Masarau - (FCA 15-02)				39	45,365.289	9,429,089.59
	Total for Exporter: Tzen Niugini Ltd					***39***	***45,365.289***	***9,429,089.59***
	Per Cent of Grand Total					***3.5%***	***1.4%***	***1.3%***
Total for Cakara Alam Ltd						**39**	**45,365.289**	**9,429,089.59**
Per Cent of Grand Total						**3.5%**	**1.4%**	**1.3%**
Canopus No. 16 Ltd								
	Canopus No. 16 Ltd							
		Wipim Tapila FMA (10110)				11	33,238.570	4,983,486.44
	Total for Exporter: Canopus No. 16 Ltd					***11***	***33,238.570***	***4,983,486.44***
	Per Cent of Grand Total					***1.0%***	***1.0%***	***0.7%***
Total for Canopus No. 16 Ltd						**11**	**33,238.570**	**4,983,486.44**
Per Cent of Grand Total						**1.0%**	**1.0%**	**0.7%**

Co. Grouping	Exporter	SiteCode	December / 2013 No. Shipments	December / 2013 Volume (m3)	December / 2013 Value, K	Year to Date No. Shipments	Year to Date Volume (m3)	Year to Date Value, K
CS Bos International Ltd								
	Stettin Bay Lumber Co. Ltd							
		Ania Kapiura Consolidated (11452)	2	6,133.499	1,243,631.98	17	46,175.079	8,480,523.45
	Total for Exporter: Stettin Bay Lumber Co. Ltd		***2***	***6,133.499***	***1,243,631.98***	***17***	***46,175.079***	***8,480,523.45***
	Per Cent of Grand Total		***2.2%***	***1.8%***	***1.4%***	***1.5%***	***1.4%***	***1.2%***
Total for CS Bos International Ltd			**2**	**6,133.499**	**1,243,631.98**	**17**	**46,175.079**	**8,480,523.45**
Per Cent of Grand Total			**2.2%**	**1.8%**	**1.4%**	**1.5%**	**1.4%**	**1.2%**
DD Investment Limited								
	DD Investment Limited							
		Bewani, West Sepik LFA 10-1				15	34,972.877	10,152,457.04
	Total for Exporter: DD Investment Limited					***15***	***34,972.877***	***10,152,457.04***
	Per Cent of Grand Total					***1.3%***	***1.1%***	***1.4%***
Total for DD Investment Limited						**15**	**34,972.877**	**10,152,457.04**
Per Cent of Grand Total						**1.3%**	**1.1%**	**1.4%**
Delta Timber Ltd								
	Delta Timber Ltd							
		Bonua Magarida TRP (10328)				3	21,312.392	4,147,024.55
	Total for Exporter: Delta Timber Ltd					***3***	***21,312.392***	***4,147,024.55***
	Per Cent of Grand Total					***0.3%***	***0.6%***	***0.6%***
Total for Delta Timber Ltd						**3**	**21,312.392**	**4,147,024.55**
Per Cent of Grand Total						**0.3%**	**0.6%**	**0.6%**
East Papua Timber Resources Ltd								
	East Papua Timber Resources Ltd							
		Brown River/Kuriva (10337)				1	2,450.434	1,104,414.44
	Total for Exporter: East Papua Timber Resources Ltd					***1***	***2,450.434***	***1,104,414.44***
	Per Cent of Grand Total					***0.1%***	***0.1%***	***0.2%***
Total for East Papua Timber Resources Ltd						**1**	**2,450.434**	**1,104,414.44**
Per Cent of Grand Total						**0.1%**	**0.1%**	**0.2%**

Co. Grouping	Exporter	SiteCode	December / 2013 No. Shipments	December / 2013 Volume (m3)	December / 2013 Value, K	Year to Date No. Shipments	Year to Date Volume (m3)	Year to Date Value, K
G & S Limited								
	G & S Limited							
		Raicoast TRP Project (11218)				2	3,943.283	631,541.34
	Total for Exporter: G & S Limited					***2***	***3,943.283***	***631,541.34***
	Per Cent of Grand Total					***0.2%***	***0.1%***	***0.1%***
Total for G & S Limited						**2**	**3,943.283**	**631,541.34**
Per Cent of Grand Total						**0.2%**	**0.1%**	**0.1%**
Jambo Trak Limited								
	Jambo Trak Limited							
		Schotiaho Cocoa Estate Dev. (FCA 10-04)	5	9,316.638	5,126,652.38	23	51,771.965	19,827,729.29
	Total for Exporter: Jambo Trak Limited		***5***	***9,316.638***	***5,126,652.38***	***23***	***51,771.965***	***19,827,729.29***
	Per Cent of Grand Total		***5.5%***	***2.8%***	***5.6%***	***2.0%***	***1.6%***	***2.7%***
Total for Jambo Trak Limited			**5**	**9,316.638**	**5,126,652.38**	**23**	**51,771.965**	**19,827,729.29**
Per Cent of Grand Total			**5.5%**	**2.8%**	**5.6%**	**2.0%**	**1.6%**	**2.7%**
Joinland PNG Ltd								
	Joinland PNG Ltd							
		Betelung-Tutula Road Alignment (TA16-66)				3	3,574.158	612,253.95
		Integrated Agriculture Proj. (FCA 16-02)	1	7,958.402	1,847,230.36	16	101,664.335	21,142,315.17
		Noipuas - (TA 16-64)				3	5,691.843	1,138,668.95
		Umbukul Blk1 Inter.Agri. Pro. (TA 16-62)				4	6,626.216	1,249,239.23
		Umbukul Blk2 Inter Agri.Proj.(TA1663)				7	9,522.412	1,965,386.56
		Umbukul Blk3 Int. Agr. Pro. (TA 16-64)	1	252.944	46,955.09	2	662.505	125,509.88
		Umbukul Blk4 Inter. Agri. Pro. (TA16-65)	1	2,268.061	444,849.02	2	3,353.429	672,295.13
	Total for Exporter: Joinland PNG Ltd		***3***	***10,479.407***	***2,339,034.46***	***37***	***131,094.898***	***26,905,668.89***
	Per Cent of Grand Total		***3.3%***	***3.2%***	***2.6%***	***3.3%***	***4.0%***	***3.7%***
Total for Joinland PNG Ltd			**3**	**10,479.407**	**2,339,034.46**	**37**	**131,094.898**	**26,905,668.89**
Per Cent of Grand Total			**3.3%**	**3.2%**	**2.6%**	**3.3%**	**4.0%**	**3.7%**
Kerawara Ltd								
	KK Connections Ltd							
		Toriu Head Waters FCA 15-04 (31504)	1	7,107.494	1,439,250.21	17	60,803.425	10,643,153.07

Co. Grouping	Exporter	SiteCode	December / 2013 No. Shipments	December / 2013 Volume (m3)	December / 2013 Value, K	Year to Date No. Shipments	Year to Date Volume (m3)	Year to Date Value, K
	Total for Exporter: KK Connections Ltd		*1*	*7,107.494*	*1,439,250.21*	*17*	*60,803.425*	*10,643,153.07*
	Per Cent of Grand Total		*1.1%*	*2.1%*	*1.6%*	*1.5%*	*1.8%*	*1.5%*
Total for Kerawara Ltd			**1**	**7,107.494**	**1,439,250.21**	**17**	**60,803.425**	**10,643,153.07**
Per Cent of Grand Total			**1.1%**	**2.1%**	**1.6%**	**1.5%**	**1.8%**	**1.5%**
Kinmas Investment Ltd								
	Kinmas Investment Ltd							
		Lako Imila (PNGFAL - 682/10)	1	3,395.303	643,702.07	15	84,204.346	15,361,210.21
	Total for Exporter: Kinmas Investment Ltd		*1*	*3,395.303*	*643,702.07*	*15*	*84,204.346*	*15,361,210.21*
	Per Cent of Grand Total		*1.1%*	*1.0%*	*0.7%*	*1.3%*	*2.6%*	*2.1%*
Total for Kinmas Investment Ltd			**1**	**3,395.303**	**643,702.07**	**15**	**84,204.346**	**15,361,210.21**
Per Cent of Grand Total			**1.1%**	**1.0%**	**0.7%**	**1.3%**	**2.6%**	**2.1%**
Lawrence Wood Ltd								
	Lawrence Wood Ltd							
		Lolo Blk 2 - Geren Camp (21403)	1	8,300.969	1,698,990.04	4	23,757.634	4,757,352.61
	Total for Exporter: Lawrence Wood Ltd		*1*	*8,300.969*	*1,698,990.04*	*4*	*23,757.634*	*4,757,352.61*
	Per Cent of Grand Total		*1.1%*	*2.5%*	*1.9%*	*0.4%*	*0.7%*	*0.7%*
Total for Lawrence Wood Ltd			**1**	**8,300.969**	**1,698,990.04**	**4**	**23,757.634**	**4,757,352.61**
Per Cent of Grand Total			**1.1%**	**2.5%**	**1.9%**	**0.4%**	**0.7%**	**0.7%**
Low Impact Logging Ltd								
	Low Impact Logging Ltd							
		Buhem Mongi Busiga (11338)	1	3,022.992	620,114.17	5	16,916.111	3,063,646.34
	Total for Exporter: Low Impact Logging Ltd		*1*	*3,022.992*	*620,114.17*	*5*	*16,916.111*	*3,063,646.34*
	Per Cent of Grand Total		*1.1%*	*0.9%*	*0.7%*	*0.4%*	*0.5%*	*0.4%*
	Precision Logging Ltd							
		Umboi Island (11327)	1	4,513.874	858,979.57	5	18,346.579	3,308,015.69
	Total for Exporter: Precision Logging Ltd		*1*	*4,513.874*	*858,979.57*	*5*	*18,346.579*	*3,308,015.69*
	Per Cent of Grand Total		*1.1%*	*1.4%*	*0.9%*	*0.4%*	*0.6%*	*0.5%*
Total for Low Impact Logging Ltd			**2**	**7,536.866**	**1,479,093.74**	**10**	**35,262.690**	**6,371,662.03**
Per Cent of Grand Total			**2.2%**	**2.3%**	**1.6%**	**0.9%**	**1.1%**	**0.9%**

Co. Grouping	Exporter	SiteCode	December / 2013 No. Shipments	December / 2013 Volume (m3)	December / 2013 Value, K	Year to Date No. Shipments	Year to Date Volume (m3)	Year to Date Value, K
Madang Timbers Ltd								
	Madang Timbers Ltd							
		Middle Ramu Block 1 (FMA 12-23)	2	13,010.706	4,937,782.07	4	25,171.053	7,330,816.60
	Total for Exporter: Madang Timbers Ltd		***2***	***13,010.706***	***4,937,782.07***	***4***	***25,171.053***	***7,330,816.60***
	Per Cent of Grand Total		***2.2%***	***3.9%***	***5.4%***	***0.4%***	***0.8%***	***1.0%***
Total for Madang Timbers Ltd			**2**	**13,010.706**	**4,937,782.07**	**4**	**25,171.053**	**7,330,816.60**
Per Cent of Grand Total			**2.2%**	**3.9%**	**5.4%**	**0.4%**	**0.8%**	**1.0%**
Nissho Iwai Corporation								
	Stettin Bay Lumber Co. Ltd							
		Ania Kapiura Consolidated (11452)				2	7,514.285	1,081,510.07
	Total for Exporter: Stettin Bay Lumber Co. Ltd					***2***	***7,514.285***	***1,081,510.07***
	Per Cent of Grand Total					***0.2%***	***0.2%***	***0.1%***
Total for Nissho Iwai Corporation						**2**	**7,514.285**	**1,081,510.07**
Per Cent of Grand Total						**0.2%**	**0.2%**	**0.1%**
Open Bay Timber Ltd								
	Open Bay Timber Ltd							
		Open Bay Consolidated [Pltn] (11501)	10	12,905.067	2,491,007.27	99	111,149.850	20,057,263.39
	Total for Exporter: Open Bay Timber Ltd		***10***	***12,905.067***	***2,491,007.27***	***99***	***111,149.850***	***20,057,263.39***
	Per Cent of Grand Total		***11.0%***	***3.9%***	***2.7%***	***8.8%***	***3.4%***	***2.8%***
Total for Open Bay Timber Ltd			**10**	**12,905.067**	**2,491,007.27**	**99**	**111,149.850**	**20,057,263.39**
Per Cent of Grand Total			**11.0%**	**3.9%**	**2.7%**	**8.8%**	**3.4%**	**2.8%**
Reko (PNG) Ltd								
	Reko (PNG) Ltd							
		East Kikori (Urama Gopera) (10215)				1	5,521.869	695,823.93
	Total for Exporter: Reko (PNG) Ltd					***1***	***5,521.869***	***695,823.93***
	Per Cent of Grand Total					***0.1%***	***0.2%***	***0.1%***
Total for Reko (PNG) Ltd						**1**	**5,521.869**	**695,823.93**
Per Cent of Grand Total						**0.1%**	**0.2%**	**0.1%**

Co. Grouping	Exporter	SiteCode	December / 2013 No. Shipments	December / 2013 Volume (m3)	December / 2013 Value, K	Year to Date No. Shipments	Year to Date Volume (m3)	Year to Date Value, K
Rimbunan Hijau (PNG) Ltd								
	Frontier Holdings Ltd							
		Vailala Blk 2 & 3 (10216)	1	2,305.699	487,784.14	21	49,143.837	8,370,112.25
	Total for Exporter: Frontier Holdings Ltd		***1***	***2,305.699***	***487,784.14***	***21***	***49,143.837***	***8,370,112.25***
	Per Cent of Grand Total		***1.1%***	***0.7%***	***0.5%***	***1.9%***	***1.5%***	***1.2%***
	Gilford Limited							
		Sigite Mukus (FCA 15-07)	11	42,756.375	10,037,985.90	100	219,888.742	44,814,602.71
	Total for Exporter: Gilford Limited		***11***	***42,756.375***	***10,037,985.90***	***100***	***219,888.742***	***44,814,602.71***
	Per Cent of Grand Total		***12.1%***	***12.9%***	***11.0%***	***8.9%***	***6.7%***	***6.2%***
	Island Forest Resources Ltd							
		Alimbit Andru (21408)				26	49,032.246	9,498,773.84
		Anu Alimbit (21405)	2	4,268.358	987,662.06	21	35,588.466	7,075,991.46
	Total for Exporter: Island Forest Resources Ltd		***2***	***4,268.358***	***987,662.06***	***47***	***84,620.712***	***16,574,765.29***
	Per Cent of Grand Total		***2.2%***	***1.3%***	***1.1%***	***4.2%***	***2.6%***	***2.3%***
	Niugini International Corporation Ltd							
		Turama (10212)	4	12,211.811	2,571,180.24	43	135,177.190	23,904,912.52
		Vailala Block 1 (10214)	1	3,103.956	638,288.17	24	42,629.988	7,618,346.44
	Total for Exporter: Niugini International Corporation Ltd		***5***	***15,315.767***	***3,209,468.42***	***67***	***177,807.178***	***31,523,258.96***
	Per Cent of Grand Total		***5.5%***	***4.6%***	***3.5%***	***6.0%***	***5.4%***	***4.4%***
	Niugini Lumber Merchants Ltd							
		Awio Amgen (21409)	1	2,297.629	488,622.22	37	65,999.570	12,758,163.68
	Total for Exporter: Niugini Lumber Merchants Ltd		***1***	***2,297.629***	***488,622.22***	***37***	***65,999.570***	***12,758,163.68***
	Per Cent of Grand Total		***1.1%***	***0.7%***	***0.5%***	***3.3%***	***2.0%***	***1.8%***
	Saban Enterprise Ltd							
		East Fergusson (10404)				8	15,513.390	3,034,022.64
	Total for Exporter: Saban Enterprise Ltd					***8***	***15,513.390***	***3,034,022.64***
	Per Cent of Grand Total					***0.7%***	***0.5%***	***0.4%***
	Sinaran Papua Ltd							
		Turama Extension - Faia (10212a)	4	9,800.070	2,097,587.91	29	62,474.075	11,239,776.22
		Turama Extension - Omati West (10212a)				3	5,890.167	1,141,116.61
		Turama Extension - Sirebi East (10212a)				6	11,119.775	1,693,521.79

Co. Grouping	Exporter	SiteCode	December / 2013 No. Shipments	December / 2013 Volume (m3)	December / 2013 Value, K	Year to Date No. Shipments	Year to Date Volume (m3)	Year to Date Value, K
		Turama Extension - Sirebi West (10212a)	1	1,586.649	346,343.33	13	21,845.056	4,047,886.70
	Total for Exporter: Sinaran Papua Ltd		***5***	***11,386.719***	***2,443,931.24***	***51***	***101,329.073***	***18,122,301.33***
	Per Cent of Grand Total		***5.5%***	***3.4%***	***2.7%***	***4.5%***	***3.1%***	***2.5%***
	Timbers PNG Ltd							
		Sogeram TRP - (11220)				20	63,133.678	18,709,579.10
	Total for Exporter: Timbers PNG Ltd					***20***	***63,133.678***	***18,709,579.10***
	Per Cent of Grand Total					***1.8%***	***1.9%***	***2.6%***
	Wawoi Guavi Timber Co Ltd							
		Wawoi Guavi (10107)	1	5,506.007	1,200,348.18	36	102,801.376	18,825,234.79
	Total for Exporter: Wawoi Guavi Timber Co Ltd		***1***	***5,506.007***	***1,200,348.18***	***36***	***102,801.376***	***18,825,234.79***
	Per Cent of Grand Total		***1.1%***	***1.7%***	***1.3%***	***3.2%***	***3.1%***	***2.6%***
Total for Rimbunan Hijau (PNG) Ltd			**26**	**83,836.554**	**18,855,802.15**	**387**	**880,237.556**	**172,732,040.74**
Per Cent of Grand Total			**28.6%**	**25.2%**	**20.7%**	**34.4%**	**26.7%**	**23.9%**
Samas Ltd								
	Samas Ltd							
		Aitape Lumi Consolidated FMA (61003)				20	44,837.197	10,089,557.97
	Total for Exporter: Samas Ltd					***20***	***44,837.197***	***10,089,557.97***
	Per Cent of Grand Total					***1.8%***	***1.4%***	***1.4%***
Total for Samas Ltd						**20**	**44,837.197**	**10,089,557.97**
Per Cent of Grand Total						**1.8%**	**1.4%**	**1.4%**
Summit Agriculture Ltd								
	Summit Agriculture Ltd							
		Wewak Turubu, East Sepik (FCA1101)				21	90,519.216	25,016,573.26
	Total for Exporter: Summit Agriculture Ltd					***21***	***90,519.216***	***25,016,573.26***
	Per Cent of Grand Total					***1.9%***	***2.7%***	***3.5%***
Total for Summit Agriculture Ltd						**21**	**90,519.216**	**25,016,573.26**
Per Cent of Grand Total						**1.9%**	**2.7%**	**3.5%**

Co. Grouping	Exporter	SiteCode	December / 2013 No. Shipments	December / 2013 Volume (m3)	December / 2013 Value, K	Year to Date No. Shipments	Year to Date Volume (m3)	Year to Date Value, K
Tian Suyn (PNG) Ltd								
	Tian Suyn (PNG) Ltd							
		Suikol-Makolkol Int. Agri. (FCA 1505)				19	64,663.729	11,785,673.14
	Total for Exporter: Tian Suyn (PNG) Ltd					***19***	***64,663.729***	***11,785,673.14***
	Per Cent of Grand Total					***1.7%***	***2.0%***	***1.6%***
Total for Tian Suyn (PNG) Ltd						**19**	**64,663.729**	**11,785,673.14**
Per Cent of Grand Total						**1.7%**	**2.0%**	**1.6%**
TPT Investment Ltd								
	TPT Investment Ltd							
		Kamadaru,West Coast Namatanai (L-728/11)				1	5,932.655	1,064,918.67
	Total for Exporter: TPT Investment Ltd					***1***	***5,932.655***	***1,064,918.67***
	Per Cent of Grand Total					***0.1%***	***0.2%***	***0.1%***
Total for TPT Investment Ltd						**1**	**5,932.655**	**1,064,918.67**
Per Cent of Grand Total						**0.1%**	**0.2%**	**0.1%**
Uni Rise Ltd								
	Lawrence Wood Ltd							
		Lolo Blk 1 Silimate Camp (21402)				8	32,008.236	6,011,291.81
		Lolo Blk 2 Ext Aumo Camp (21412)	2	9,078.083	1,860,363.08	7	33,740.760	6,229,127.76
		Lolo Blk 2 Ext. WNBP PNGFAL-785/13				1	12,365.811	2,127,705.89
	Total for Exporter: Lawrence Wood Ltd		***2***	***9,078.083***	***1,860,363.08***	***16***	***78,114.807***	***14,368,125.47***
	Per Cent of Grand Total		***2.2%***	***2.7%***	***2.0%***	***1.4%***	***2.4%***	***2.0%***
	Uni Rise Ltd							
		Amaroh West Coast Jaha Manus (21801)				5	10,814.887	2,036,828.09
		Lolo Block 1 (214-02)				4	16,503.984	2,573,902.46
		Lolo Block 2 (21403)				1	12,035.441	2,101,382.84
		Lolo Block 2 Ext. Aumo Camp (21412)				2	12,854.547	1,986,967.78
		N'drahong West Coast Manus (11802)	3	12,090.864	2,438,474.85	11	28,601.930	5,339,733.44
		Patu Mission Road (TA18-10)				2	5,410.969	1,013,933.15
	Total for Exporter: Uni Rise Ltd		***3***	***12,090.864***	***2,438,474.85***	***25***	***86,221.758***	***15,052,747.75***
	Per Cent of Grand Total		***3.3%***	***3.6%***	***2.7%***	***2.2%***	***2.6%***	***2.1%***

Co. Grouping	Exporter	SiteCode	December / 2013 No. Shipments	December / 2013 Volume (m3)	December / 2013 Value, K	Year to Date No. Shipments	Year to Date Volume (m3)	Year to Date Value, K
Total for Uni Rise Ltd			**5**	**21,168.947**	**4,298,837.93**	**41**	**164,336.565**	**29,420,873.22**
Per Cent of Grand Total			**5.5%**	**6.4%**	**4.7%**	**3.6%**	**5.0%**	**4.1%**
Vanimo Jaya Ltd								
	Border International Timbers Co. Ltd							
		Bewani, Finchin (21001)				7	35,221.223	10,799,818.10
	Total for Exporter: Border International Timbers Co. Ltd					***7***	***35,221.223***	***10,799,818.10***
	Per Cent of Grand Total					***0.6%***	***1.1%***	***1.5%***
	Sentawan (PNG) Ltd							
		DANFU Block 12,13,14,15&18 (11640)	1	7,873.409	1,720,217.99	13	75,332.631	15,367,122.08
	Total for Exporter: Sentawan (PNG) Ltd		***1***	***7,873.409***	***1,720,217.99***	***13***	***75,332.631***	***15,367,122.08***
	Per Cent of Grand Total		***1.1%***	***2.4%***	***1.9%***	***1.2%***	***2.3%***	***2.1%***
	Vanimo Jaya Ltd							
		Aitape W. Port. 248C AFP FCA1002 (31002)				3	17,308.118	4,921,479.80
		Makapa Timber Area (10109)	1	7,229.845	1,463,215.28	20	148,485.449	26,626,274.56
	Total for Exporter: Vanimo Jaya Ltd		***1***	***7,229.845***	***1,463,215.28***	***23***	***165,793.567***	***31,547,754.36***
	Per Cent of Grand Total		***1.1%***	***2.2%***	***1.6%***	***2.0%***	***5.0%***	***4.4%***
Total for Vanimo Jaya Ltd			**2**	**15,103.254**	**3,183,433.26**	**43**	**276,347.421**	**57,714,694.53**
Per Cent of Grand Total			**2.2%**	**4.5%**	**3.5%**	**3.8%**	**8.4%**	**8.0%**
Viva Success Ltd								
	Viva Success Ltd							
		Central New Ireland - (11642)	2	15,161.271	3,339,285.42	24	94,344.826	19,067,163.86
		Yema Gaepa (105-01)				13	47,538.221	9,850,047.21
	Total for Exporter: Viva Success Ltd		***2***	***15,161.271***	***3,339,285.42***	***37***	***141,883.047***	***28,917,211.07***
	Per Cent of Grand Total		***2.2%***	***4.6%***	***3.7%***	***3.3%***	***4.3%***	***4.0%***
Total for Viva Success Ltd			**2**	**15,161.271**	**3,339,285.42**	**37**	**141,883.047**	**28,917,211.07**
Per Cent of Grand Total			**2.2%**	**4.6%**	**3.7%**	**3.3%**	**4.3%**	**4.0%**
Westenders Limited								
	Westenders Limited							
		Madedua Ext. Mengen (FCA 10-03)				2	12,915.191	1,727,770.63

Co. Grouping	Exporter	SiteCode	December / 2013 No. Shipments	December / 2013 Volume (m3)	December / 2013 Value, K	Year to Date No. Shipments	Year to Date Volume (m3)	Year to Date Value, K
	Total for Exporter: Westenders Limited					*2*	*12,915.191*	*1,727,770.63*
	Per Cent of Grand Total					*0.2%*	*0.4%*	*0.2%*
Total for Westenders Limited						**2**	**12,915.191**	**1,727,770.63**
Per Cent of Grand Total						**0.2%**	**0.4%**	**0.2%**
Westenders Ltd								
	Westenders Ltd							
		Lolobao Int/Agri. Reforest. (FCA14-01)				20	81,058.502	15,264,718.10
	Total for Exporter: Westenders Ltd					*20*	*81,058.502*	*15,264,718.10*
	Per Cent of Grand Total					*1.8%*	*2.5%*	*2.1%*
Total for Westenders Ltd						**20**	**81,058.502**	**15,264,718.10**
Per Cent of Grand Total						**1.8%**	**2.5%**	**2.1%**
WTK Realty Ltd								
	Amanab Forest Products Ltd							
		Amanab Blocks 1-4 FMA (61001)	5	29,448.785	14,111,841.57	24	132,079.836	53,076,516.69
	Total for Exporter: Amanab Forest Products Ltd		*5*	*29,448.785*	*14,111,841.57*	*24*	*132,079.836*	*53,076,516.69*
	Per Cent of Grand Total		*5.5%*	*8.9%*	*15.5%*	*2.1%*	*4.0%*	*7.3%*
Total for WTK Realty Ltd			**5**	**29,448.785**	**14,111,841.57**	**24**	**132,079.836**	**53,076,516.69**
Per Cent of Grand Total			**5.5%**	**8.9%**	**15.5%**	**2.1%**	**4.0%**	**7.3%**
Yama PNG Ltd								
	Yama PNG Ltd							
		Passismanua Block 1 Alimbit Camp (21411)				12	41,303.527	8,019,722.49
	Total for Exporter: Yama PNG Ltd					*12*	*41,303.527*	*8,019,722.49*
	Per Cent of Grand Total					*1.1%*	*1.3%*	*1.1%*
Total for Yama PNG Ltd						**12**	**41,303.527**	**8,019,722.49**
Per Cent of Grand Total						**1.1%**	**1.3%**	**1.1%**
Grand Total:			**91**	**332,330.244**	**91,144,137.65**	**1126**	**3,297,384.562**	**724,158,764.15**

SGS

Log Exports (Volume and Kina Value) by Province for December/2013 and Previous Periods

Report printed: 29/01/14 10:42:11 AM

Province	Volume, m3			Value (Kina)		
	December/13	Yr to Date	2012	December/13	Yr to Date	2012
Central	3,395	107,967	96,108	643,702	20,612,649	16,643,653
East New Britain	60,057	502,649	587,086	13,332,053	94,864,873	97,095,541
East Sepik		152,405	216,816		37,570,941	45,341,649
Gulf	29,008	333,802	315,371	6,141,184	58,711,496	50,843,273
Madang	13,011	114,893	60,094	4,937,782	34,407,607	11,362,873
Manus	12,091	39,417	36,493	2,438,475	7,376,562	7,072,974
Milne Bay		15,513			3,034,023	
Morobe	7,537	35,263	36,879	1,479,094	6,371,662	6,009,974
New Ireland	33,514	312,116	174,651	7,398,538	63,418,807	29,392,838
Oro		47,538	127,217		9,850,047	20,513,114
West New Britain	92,415	801,132	668,763	19,267,076	152,880,505	111,610,714
West Sepik	68,566	550,164	538,246	32,842,671	184,624,596	152,627,832
Western	12,736	284,525	296,541	2,663,563	50,434,996	48,584,120
Total	**332,330**	**3,297,385**	**3,154,267**	**91,144,138**	**724,158,764**	**597,098,554**
Monthly mean	**332,330**	**274,782**	**262,856**	**91,144,138**	**60,346,564**	**49,758,213**

SGS

Log Export Volumes and Prices by Destination, Grade and Group, for December/2013

Report printed: 29/01/14 10:42:16 AM

Destination	Log Grade	Group	Volume m3	FOB US$	Per Cent by Volume	Ave FOB US$/m3
China						
	Saw/Veneer					
		1	174,468	20,651,166	66.2%	118
		2	12,331	985,762	4.7%	80
		3	35,670	2,658,441	13.5%	75
		4	40,195	2,828,525	15.3%	70
Total/Mean for Saw/Veneer			***262,664***	***27,123,894***	***99.7%***	***103***
Per Cent of Grand Total			***79.0%***	***70.4%***		
	Low grade					
		1	440	28,625	0.2%	65
		2	64	4,138	0.0%	65
		3	143	9,274	0.1%	65
		4	123	7,985	0.0%	65
Total/Mean for Low grade			***770***	***50,023***	***0.3%***	***65***
Per Cent of Grand Total			***0.2%***	***0.1%***		
Total/Mean for China			**263,433**	**27,173,916**	**100.0%**	**103**
Per Cent of Grand Total			**79.3%**	**70.5%**		
India						
	Saw/Veneer					
		1	36,244	8,479,000	100.0%	234
Total/Mean for Saw/Veneer			***36,244***	***8,479,000***	***100.0%***	***234***
Per Cent of Grand Total			***10.9%***	***22.0%***		
Total/Mean for India			**36,244**	**8,479,000**	**100.0%**	**234**
Per Cent of Grand Total			**10.9%**	**22.0%**		
Japan						
	Plantation diam 60+ cm: regular					
		2	662	65,544	5.1%	99
Total/Mean for Plantation diam 60+ cm: regular			***662***	***65,544***	***5.1%***	***99***
Per Cent of Grand Total			***0.2%***	***0.2%***		

Destination	Log Grade	Group	Volume m3	FOB US$	Per Cent by Volume	Ave FOB US$/m3
	Plantation diam 50 - 59 cm: small					
		2	2,057	185,137	15.9%	90
Total/Mean for Plantation diam 50 - 59 cm: small			***2,057***	***185,137***	***15.9%***	***90***
Per Cent of Grand Total			***0.6%***	***0.5%***		
	Plantation diam 40 - 49 cm: super small					
		2	4,785	406,742	37.1%	85
Total/Mean for Plantation diam 40 - 49 cm: super small			***4,785***	***406,742***	***37.1%***	***85***
Per Cent of Grand Total			***1.4%***	***1.1%***		
	Plantation diam 30 - 39 cm: baby small					
		2	5,089	381,663	39.4%	75
Total/Mean for Plantation diam 30 - 39 cm: baby small			***5,089***	***381,663***	***39.4%***	***75***
Per Cent of Grand Total			***1.5%***	***1.0%***		
	Plantation diam 20 - 29 cm: tiny small					
		2	312	13,723	2.4%	44
Total/Mean for Plantation diam 20 - 29 cm: tiny small			***312***	***13,723***	***2.4%***	***44***
Per Cent of Grand Total			***0.1%***	***0.0%***		
Total/Mean for Japan			**12,905**	**1,052,809**	**100.0%**	**82**
Per Cent of Grand Total			**3.9%**	**2.7%**		
Korea						
	Saw/Veneer					
		1	12,393	1,207,790	91.0%	97
		2	188	14,070	1.4%	75
		3	644	49,728	4.7%	77
		4	390	26,935	2.9%	69
Total/Mean for Saw/Veneer			***13,615***	***1,298,523***	***100.0%***	***95***
Per Cent of Grand Total			***4.1%***	***3.4%***		
Total/Mean for Korea			**13,615**	**1,298,523**	**100.0%**	**95**
Per Cent of Grand Total			**4.1%**	**3.4%**		
Taiwan						
	Saw/Veneer					
		1	123	9,993	2.0%	82
		2	9	687	0.1%	76
		3	72	5,133	1.2%	71
		4	81	5,341	1.3%	66

Destination	Log Grade	Group	Volume m3	FOB US$	Per Cent by Volume	Ave FOB US$/m3
Total/Mean for Saw/Veneer			*285*	*21,155*	*4.6%*	*74*
Per Cent of Grand Total			*0.1%*	*0.1%*		
	Plantation diam 60+ cm: regular					
		2	330	32,962	5.4%	100
Total/Mean for Plantation diam 60+ cm: regular			*330*	*32,962*	*5.4%*	*100*
Per Cent of Grand Total			*0.1%*	*0.1%*		
	Plantation diam 50 - 59 cm: small					
		2	1,614	145,267	26.3%	90
Total/Mean for Plantation diam 50 - 59 cm: small			*1,614*	*145,267*	*26.3%*	*90*
Per Cent of Grand Total			*0.5%*	*0.4%*		
	Plantation diam 40 - 49 cm: super small					
		2	3,007	255,574	49.0%	85
Total/Mean for Plantation diam 40 - 49 cm: super small			*3,007*	*255,574*	*49.0%*	*85*
Per Cent of Grand Total			*0.9%*	*0.7%*		
	Plantation diam 30 - 39 cm: baby small					
		2	898	67,368	14.6%	75
Total/Mean for Plantation diam 30 - 39 cm: baby small			*898*	*67,368*	*14.6%*	*75*
Per Cent of Grand Total			*0.3%*	*0.2%*		
Total/Mean for Taiwan			**6,133**	**522,325**	**100.0%**	**85**
Per Cent of Grand Total			**1.8%**	**1.4%**		
Grand Total:			**332,330**	**38,526,573**		**116**

SGS

Log Export Volumes and Prices by Destination and Grade for Group 1 Species, for December/2013

Report printed: 29/01/14 10:42:21 AM

Destination	Log Grade	Species	Volume m3	FOB US$	Per Cent by Volume	Ave FOB US$/m3
China						
	Saw/Veneer					
		Kwila	24,683	5,770,996	14.1%	234
		Terminalia	15,319	1,372,452	8.8%	90
		Taun	41,037	4,472,916	23.5%	109
		Red Canarium	8,007	708,238	4.6%	88
		PNG Mersawa	5,238	578,413	3.0%	110
		Pencil Cedar	6,825	744,276	3.9%	109
		White Planchonella	2,001	182,687	1.1%	91
		Lophopetallum/Perupok	1,299	122,033	0.7%	94
		Red Planchonella	492	44,041	0.3%	90
		Hekakoro	537	50,923	0.3%	95
		Grey Canarium	2,546	230,211	1.5%	90
		Erima	5,364	475,709	3.1%	89
		Dillenia	8,592	748,893	4.9%	87
		Calophyllum	23,395	2,530,401	13.4%	108
		Burckella	4,181	371,328	2.4%	89
		Malas	22,845	2,068,771	13.1%	91
		PNG Walnut	2,106	178,880	1.2%	85
	Total/Mean for Saw/Veneer		***174,468***	***20,651,166***	***99.7%***	***118***
	Per Cent of Grand Total		***78.0%***	***68.0%***		
	Low grade					
		Calophyllum	170	11,068	0.1%	65
		Dillenia	33	2,113	0.0%	65
		Erima	3	163	0.0%	65
		Grey Canarium	50	3,255	0.0%	65
		Lophopetallum/Perupok	4	272	0.0%	65
		Burckella	56	3,640	0.0%	65
		Pencil Cedar	7	439	0.0%	65
		Red Canarium	74	4,795	0.0%	65
		Taun	21	1,356	0.0%	65
		Terminalia	23	1,524	0.0%	65

Destination	Log Grade	Species	Volume m3	FOB US$	Per Cent by Volume	Ave FOB US$/m3
	Total/Mean for Low grade		***440***	***28,625***	***0.3%***	***65***
	Per Cent of Grand Total		***0.2%***	***0.1%***		
Total/Mean for China			**174,908**	**20,679,791**	**100.0%**	**118**
Per Cent of Grand Total			**78.2%**	**68.1%**		
India						
	Saw/Veneer					
		Kwila	36,244	8,479,000	100.0%	234
	Total/Mean for Saw/Veneer		***36,244***	***8,479,000***	***100.0%***	***234***
	Per Cent of Grand Total		***16.2%***	***27.9%***		
Total/Mean for India			**36,244**	**8,479,000**	**100.0%**	**234**
Per Cent of Grand Total			**16.2%**	**27.9%**		
Korea						
	Saw/Veneer					
		Taun	2,204	237,337	17.8%	108
		Terminalia	115	9,742	0.9%	85
		Burckella	1,284	119,075	10.4%	93
		Red Canarium	128	10,917	1.0%	85
		PNG Walnut	117	9,977	0.9%	85
		Pencil Cedar	990	112,780	8.0%	114
		Malas	4,986	462,575	40.2%	93
		Kwila	84	20,087	0.7%	240
		Grey Canarium	11	917	0.1%	85
		Erima	21	1,760	0.2%	85
		Dillenia	1,922	166,992	15.5%	87
		Calophyllum	526	55,193	4.2%	105
		White Planchonella	5	440	0.0%	85
	Total/Mean for Saw/Veneer		***12,393***	***1,207,790***	***100.0%***	***97***
	Per Cent of Grand Total		***5.5%***	***4.0%***		
Total/Mean for Korea			**12,393**	**1,207,790**	**100.0%**	**97**
Per Cent of Grand Total			**5.5%**	**4.0%**		
Taiwan						
	Saw/Veneer					
		Dillenia	75	6,085	61.3%	81
		Malas	41	3,349	33.7%	81
		Red Canarium	3	246	2.5%	81
		Taun	3	313	2.5%	103

Destination	Log Grade	Species	Volume m3	FOB US$	Per Cent by Volume	Ave FOB US$/m3
	Total/Mean for Saw/Veneer		*123*	*9,993*	*100.0%*	*82*
	Per Cent of Grand Total		*0.1%*	*0.0%*		
Total/Mean for Taiwan			**123**	**9,993**	**100.0%**	**82**
Per Cent of Grand Total			**0.1%**	**0.0%**		
Grand Total:			**223,667**	**30,376,574**		**136**

Monthly Discrepancy Report for Shipments Exported during December / 2013

Date printed: 29/01/14 10:42:33 AM

The following is a list of discrepancies found as a result of detection of 'undeclared' logs in the export stacks and also logs with mis-identified species, for each shipment of logs exported during the month. Each discrepancy is evaluated for its economic impact in terms of revenue which would have been effectively lost to Papua New Guinea had the discrepancy not been detected.

A) Discrepancies by Shipment

SGS Reference Number :	17845	**PNGFA Permit Number :**	1310130
Ship Name :	Bao Wang	**Shipped Volume :**	3424.755
Exporting Company :	Agri Bisnis Ltd	**Export Date :**	05/12/13
Project :	Akarip - Autuvo (21407)	**Inspection Report Date :**	24/12/13

Discrepancy Type	---- Discrepant----		Avg Price	---------- Value to PNG (K) ----------			
	Volume	Pieces	(USD FOB)	Duty	Levy	Forex	Co. Tax
Misdeclaration of Species / Specie Misidentified	2	1	85.00				
Undeclared Logs noted at preshipment	10	4	70.79	647	80	1,686	506
Shipment Total	**12**	**5**	**73.59**	**647**	**80**	**1,686**	**506**

SGS Reference Number :	17853	**PNGFA Permit Number :**	1310154
Ship Name :	Coreshining	**Shipped Volume :**	811.591
Exporting Company :	Jambo Trak Limited	**Export Date :**	06/12/13
Project :	Schotiaho Cocoa Estate Dev. (FCA	**Inspection Report Date :**	08/12/13

Discrepancy Type	---- Discrepant----		Avg Price	---------- Value to PNG (K) ----------			
	Volume	Pieces	(USD FOB)	Duty	Levy	Forex	Co. Tax
Undeclared Logs noted at preshipment	2	1	230.00	679	18	1,244	373
Shipment Total	**2**	**1**	**230.00**	**679**	**18**	**1,244**	**373**

SGS Reference Number :	17863	**PNGFA Permit Number :**	1306017
Ship Name :	Splendour	**Shipped Volume :**	3954.41
Exporting Company :	Amanab Forest Products Ltd	**Export Date :**	10/12/13
Project :	Amanab Blocks 1-4 FMA (61001)	**Inspection Report Date :**	10/12/13

Discrepancy Type	---- Discrepant----		Avg Price	---------- Value to PNG (K) ----------			
	Volume	Pieces	(USD FOB)	Duty	Levy	Forex	Co. Tax
Undeclared Logs noted at preshipment	43	5	230.00	12,711	345	23,303	6,991
Shipment Total	**43**	**5**	**230.00**	**12,711**	**345**	**23,303**	**6,991**

SGS Reference Number :	17866	**PNGFA Permit Number :**	1310168
Ship Name :	Fodas Pecadores	**Shipped Volume :**	8101.171
Exporting Company :	Bewani Forest Product Ltd	**Export Date :**	24/12/13
Project :	W/Sepik Prov. (Portion 160C, FCA	**Inspection Report Date :**	29/01/14

Discrepancy Type	**---- Discrepant----**		**Avg Price**	**---------- Value to PNG (K) ----------**			
	Volume	**Pieces**	**(USD FOB)**	**Duty**	**Levy**	**Forex**	**Co. Tax**
Undeclared Logs noted at Loading	95	31	230.00	28,913	759	53,008	15,902
Undeclared Logs noted at preshipment	13	5	230.00	4,020	106	7,371	2,211
Shipment Total	**108**	**36**	**230.00**	**32,934**	**865**	**60,379**	**18,114**

SGS Reference Number :	17871	**PNGFA Permit Number :**	1310174
Ship Name :	Grace Ocean	**Shipped Volume :**	4638.545
Exporting Company :	Uni Rise Ltd	**Export Date :**	17/12/13
Project :	N'drahong West Coast Manus (118	**Inspection Report Date :**	03/02/14

Discrepancy Type	**---- Discrepant----**		**Avg Price**	**---------- Value to PNG (K) ----------**			
	Volume	**Pieces**	**(USD FOB)**	**Duty**	**Levy**	**Forex**	**Co. Tax**
Misdeclaration of Species / Specie Misidentified	46	9	104.63				
Shipment Total	**46**	**9**	**104.63**				

SGS Reference Number :	17903	**PNGFA Permit Number :**	1311031
Ship Name :	De Lin	**Shipped Volume :**	7859.838
Exporting Company :	Cakara Alam (PNG) Ltd	**Export Date :**	11/12/13
Project :	Rottock Bay Consolidated (61402)	**Inspection Report Date :**	24/12/13

Discrepancy Type	**---- Discrepant----**		**Avg Price**	**---------- Value to PNG (K) ----------**			
	Volume	**Pieces**	**(USD FOB)**	**Duty**	**Levy**	**Forex**	**Co. Tax**
Misdeclaration of Species / Specie Misidentified	35	9	74.94				
Shipment Total	**35**	**9**	**74.94**				

SGS Reference Number :	17911	**PNGFA Permit Number :**	1311038
Ship Name :	C Way	**Shipped Volume :**	8929.901
Exporting Company :	Viva Success Ltd	**Export Date :**	06/12/13
Project :	Central New Ireland - (11642)	**Inspection Report Date :**	02/01/14

Discrepancy Type	**---- Discrepant----**		**Avg Price**	**---------- Value to PNG (K) ----------**			
	Volume	**Pieces**	**(USD FOB)**	**Duty**	**Levy**	**Forex**	**Co. Tax**
Undeclared Logs noted at preshipment	253	82	93.28	24,732	2,025	56,226	16,868
Shipment Total	**253**	**82**	**93.28**	**24,732**	**2,025**	**56,226**	**16,868**

SGS Reference Number :	17919	**PNGFA Permit Number :**	1311039
Ship Name :	Harmony SW	**Shipped Volume :**	10242.21
Exporting Company :	Amanab Forest Products Ltd	**Export Date :**	05/12/13
Project :	Amanab Blocks 1-4 FMA (61001)	**Inspection Report Date :**	06/12/13

Discrepancy Type	**---- Discrepant----**		**Avg Price**	**---------- Value to PNG (K) ----------**			
	Volume	**Pieces**	**(USD FOB)**	**Duty**	**Levy**	**Forex**	**Co. Tax**

Undeclared Logs noted at Loading	36	5	240.00	11,128	284	20,289	6,087
Undeclared Logs noted at preshipment	45	11	240.00	14,197	362	25,885	7,765
Shipment Total	**81**	**16**	**240.00**	**25,324**	**646**	**46,174**	**13,852**

SGS Reference Number : 17921
Ship Name : Chang Feng 1
Exporting Company : Gilford Limited
Project : Sigite Mukus (FCA 15-07)
PNGFA Permit Number : 1311057
Shipped Volume : 6209.38
Export Date : 08/12/13
Inspection Report Date : 06/01/14

Discrepancy Type	---- Discrepant---- Volume	Pieces	Avg Price (USD FOB)	---------- Value to PNG (K) ---------- Duty	Levy	Forex	Co. Tax
Misdeclaration of Species / Specie Misidentified	12	5	101.35				
Shipment Total	**12**	**5**	**101.35**				

SGS Reference Number : 17935
Ship Name : Xing An Da
Exporting Company : Kinmas Investment Ltd
Project : Lako Imila (PNGFAL - 682/10)
PNGFA Permit Number : 1311074
Shipped Volume : 3395.303
Export Date : 13/12/13
Inspection Report Date : 07/01/14

Discrepancy Type	---- Discrepant---- Volume	Pieces	Avg Price (USD FOB)	---------- Value to PNG (K) ---------- Duty	Levy	Forex	Co. Tax
Misdeclaration of Species / Specie Misidentified	7	2	95.03				
Shipment Total	**7**	**2**	**95.03**				

SGS Reference Number : 17940
Ship Name : Splendour
Exporting Company : Amanab Forest Products Ltd
Project : Amanab Blocks 1-4 FMA (61001)
PNGFA Permit Number : 1307115
Shipped Volume : 4534.684
Export Date : 10/12/13
Inspection Report Date : 17/12/13

Discrepancy Type	---- Discrepant---- Volume	Pieces	Avg Price (USD FOB)	---------- Value to PNG (K) ---------- Duty	Levy	Forex	Co. Tax
Undeclared Logs noted at Loading	2	1	230.00	461	13	846	254
Undeclared Logs noted at preshipment	25	5	230.00	7,264	197	13,317	3,995
Shipment Total	**26**	**6**	**230.00**	**7,725**	**210**	**14,163**	**4,249**

SGS Reference Number : 17944
Ship Name : C Way
Exporting Company : Viva Success Ltd
Project : Central New Ireland - (11642)
PNGFA Permit Number : 1311075
Shipped Volume : 6231.37
Export Date : 06/12/13
Inspection Report Date : 02/01/14

Discrepancy Type	---- Discrepant---- Volume	Pieces	Avg Price (USD FOB)	---------- Value to PNG (K) ---------- Duty	Levy	Forex	Co. Tax
Undeclared Logs noted at preshipment	11	6	86.89	1,007	91	2,360	708
Shipment Total	**11**	**6**	**86.89**	**1,007**	**91**	**2,360**	**708**

SGS Reference Number :	17945	**PNGFA Permit Number :**	1311050
Ship Name :	Elite Grace	**Shipped Volume :**	4513.874
Exporting Company :	Precision Logging Ltd	**Export Date :**	03/12/13
Project :	Umboi Island (11327)	**Inspection Report Date :**	06/01/14

Discrepancy Type	---- Discrepant----		Avg Price	---------- Value to PNG (K) ----------			
	Volume	Pieces	(USD FOB)	Duty	Levy	Forex	Co. Tax
Misdeclaration of Species / Specie Misidentified	4	1	70.00				
Shipment Total	**4**	**1**	**70.00**				

SGS Reference Number :	17948	**PNGFA Permit Number :**	1311081
Ship Name :	Coreshining	**Shipped Volume :**	3017.023
Exporting Company :	Amanab 56 Timber Investments Ltd	**Export Date :**	09/12/13
Project :	Amanab Blocks 5 & 6 FMA 110-4 (6	**Inspection Report Date :**	09/12/13

Discrepancy Type	---- Discrepant----		Avg Price	---------- Value to PNG (K) ----------			
	Volume	Pieces	(USD FOB)	Duty	Levy	Forex	Co. Tax
Undeclared Logs noted at Loading	71	22	240.00	22,395	572	40,832	12,250
Undeclared Logs noted at preshipment	73	28	240.00	22,811	582	41,592	12,478
Shipment Total	**144**	**50**	**240.00**	**45,206**	**1,154**	**82,424**	**24,727**

SGS Reference Number :	17949	**PNGFA Permit Number :**	1311091
Ship Name :	Mangium	**Shipped Volume :**	2069.406
Exporting Company :	Island Forest Resources Ltd	**Export Date :**	17/12/13
Project :	Anu Alimbit (21405)	**Inspection Report Date :**	06/01/14

Discrepancy Type	---- Discrepant----		Avg Price	---------- Value to PNG (K) ----------			
	Volume	Pieces	(USD FOB)	Duty	Levy	Forex	Co. Tax
Undeclared Logs noted at Loading	47	15	103.72	5,211	375	11,384	3,415
Shipment Total	**47**	**15**	**103.72**	**5,211**	**375**	**11,384**	**3,415**

SGS Reference Number :	17954	**PNGFA Permit Number :**	1311103
Ship Name :	Yao Fu	**Shipped Volume :**	3141.104
Exporting Company :	Lawrence Wood Ltd	**Export Date :**	04/12/13
Project :	Lolo Blk 2 Ext Aumo Camp (21412)	**Inspection Report Date :**	13/12/13

Discrepancy Type	---- Discrepant----		Avg Price	---------- Value to PNG (K) ----------			
	Volume	Pieces	(USD FOB)	Duty	Levy	Forex	Co. Tax
Misdeclaration of Species / Specie Misidentified	12	4	71.92				
Shipment Total	**12**	**4**	**71.92**				

SGS Reference Number :	17961	**PNGFA Permit Number :**	1311100
Ship Name :	Kaiki	**Shipped Volume :**	1504.92
Exporting Company :	Open Bay Timber Ltd	**Export Date :**	05/12/13
Project :	Open Bay Consolidated [Pltn] (1150	**Inspection Report Date :**	30/12/13

Discrepancy Type	---- Discrepant----		Avg Price	---------- Value to PNG (K) ----------			
	Volume	Pieces	(USD FOB)	Duty	Levy	Forex	Co. Tax

Misdeclaration of Species / Specie Misidentified	1	1	85.00				
Shipment Total	**1**	**1**	**85.00**				

SGS Reference Number :	17963	**PNGFA Permit Number :**	1311098
Ship Name :	Kaiki	**Shipped Volume :**	1271.939
Exporting Company :	Open Bay Timber Ltd	**Export Date :**	05/12/13
Project :	Open Bay Consolidated [Pltn] (1150	**Inspection Report Date :**	30/12/13

Discrepancy Type	**---- Discrepant----**		**Avg Price**	**---------- Value to PNG (K) ----------**			
	Volume	**Pieces**	**(USD FOB)**	**Duty**	**Levy**	**Forex**	**Co. Tax**
Misdeclaration of Species / Specie Misidentified	0	1	75.00				
Undeclared Logs noted at preshipment	12	12	80.99			2,322	697
Shipment Total	**12**	**13**	**80.81**			**2,322**	**697**

SGS Reference Number :	17964	**PNGFA Permit Number :**	1311097
Ship Name :	Kaiki	**Shipped Volume :**	2619.252
Exporting Company :	Open Bay Timber Ltd	**Export Date :**	05/12/13
Project :	Open Bay Consolidated [Pltn] (1150	**Inspection Report Date :**	30/12/13

Discrepancy Type	**---- Discrepant----**		**Avg Price**	**---------- Value to PNG (K) ----------**			
	Volume	**Pieces**	**(USD FOB)**	**Duty**	**Levy**	**Forex**	**Co. Tax**
Misdeclaration of Species / Specie Misidentified	4	5	75.00				
Shipment Total	**4**	**5**	**75.00**				

SGS Reference Number :	17965	**PNGFA Permit Number :**	1311088
Ship Name :	Qing Mu	**Shipped Volume :**	7873.409
Exporting Company :	Sentawan (PNG) Ltd	**Export Date :**	24/12/13
Project :	DANFU Block 12,13,14,15&18 (116	**Inspection Report Date :**	23/01/14

Discrepancy Type	**---- Discrepant----**		**Avg Price**	**---------- Value to PNG (K) ----------**			
	Volume	**Pieces**	**(USD FOB)**	**Duty**	**Levy**	**Forex**	**Co. Tax**
Misdeclaration of Species / Specie Misidentified	7	3	98.21				
Shipment Total	**7**	**3**	**98.21**				

SGS Reference Number :	17968	**PNGFA Permit Number :**	1311119
Ship Name :	Direction SW	**Shipped Volume :**	12601.714
Exporting Company :	Bewani Forest Product Ltd	**Export Date :**	17/12/13
Project :	W/Sepik Prov. (Portion 160C, FCA	**Inspection Report Date :**	22/12/13

Discrepancy Type	**---- Discrepant----**		**Avg Price**	**---------- Value to PNG (K) ----------**			
	Volume	**Pieces**	**(USD FOB)**	**Duty**	**Levy**	**Forex**	**Co. Tax**
Misdeclaration of Species / Specie Misidentified	96	31	82.86				
Undeclared Logs noted at preshipment	331	85	140.93	55,564	2,650	111,145	33,343
Shipment Total	**427**	**116**	**127.86**	**55,564**	**2,650**	**111,145**	**33,343**

SGS Reference Number :	17969	**PNGFA Permit Number :**	1311120
Ship Name :	Fodas Pecadores	**Shipped Volume :**	1031.926
Exporting Company :	Bewani Forest Product Ltd	**Export Date :**	24/12/13
Project :	W/Sepik Prov. (Portion 160C, FCA	**Inspection Report Date :**	20/01/14

Discrepancy Type	---- Discrepant----		Avg Price	---------- Value to PNG (K) ----------			
	Volume	Pieces	(USD FOB)	Duty	Levy	Forex	Co. Tax
Undeclared Logs noted at Loading	26	4	230.00	7,827	206	14,350	4,305
Shipment Total	**26**	**4**	**230.00**	**7,827**	**206**	**14,350**	**4,305**

SGS Reference Number :	17970	**PNGFA Permit Number :**	1311116
Ship Name :	Chang Feng 1	**Shipped Volume :**	7958.402
Exporting Company :	Joinland PNG Ltd	**Export Date :**	17/12/13
Project :	Integrated Agriculture Proj. (FCA 16	**Inspection Report Date :**	06/01/14

Discrepancy Type	---- Discrepant----		Avg Price	---------- Value to PNG (K) ----------			
	Volume	Pieces	(USD FOB)	Duty	Levy	Forex	Co. Tax
Misdeclaration of Species / Specie Misidentified	3	2	72.43				
Undeclared Logs noted at Loading	1	1	70.00	75	10	196	59
Shipment Total	**4**	**3**	**71.70**	**75**	**10**	**196**	**59**

SGS Reference Number :	17972	**PNGFA Permit Number :**	1311135
Ship Name :	Fortune Star	**Shipped Volume :**	8300.969
Exporting Company :	Lawrence Wood Ltd	**Export Date :**	18/12/13
Project :	Lolo Blk 2 - Geren Camp (21403)	**Inspection Report Date :**	07/01/14

Discrepancy Type	---- Discrepant----		Avg Price	---------- Value to PNG (K) ----------			
	Volume	Pieces	(USD FOB)	Duty	Levy	Forex	Co. Tax
Misdeclaration of Species / Specie Misidentified	47	14	82.69				
Undeclared Logs noted at preshipment	96	32	78.64	7,175	766	17,638	5,292
Shipment Total	**143**	**46**	**79.97**	**7,175**	**766**	**17,638**	**5,292**

SGS Reference Number :	17984	**PNGFA Permit Number :**	1311160
Ship Name :	Chang Feng 1	**Shipped Volume :**	4820.525
Exporting Company :	Gilford Limited	**Export Date :**	08/12/13
Project :	Sigite Mukus (FCA 15-07)	**Inspection Report Date :**	06/01/14

Discrepancy Type	---- Discrepant----		Avg Price	---------- Value to PNG (K) ----------			
	Volume	Pieces	(USD FOB)	Duty	Levy	Forex	Co. Tax
Misdeclaration of Species / Specie Misidentified	25	10	90.97				
Shipment Total	**25**	**10**	**90.97**				

SGS Reference Number :	17990	**PNGFA Permit Number :**	1312001
Ship Name :	Yao Fu	**Shipped Volume :**	5245.104
Exporting Company :	Cakara Alam (PNG) Ltd	**Export Date :**	30/12/13
Project :	West Arawe (11453)	**Inspection Report Date :**	20/03/14

Discrepancy Type	---- Discrepant----		Avg Price	---------- Value to PNG (K) ----------			
	Volume	Pieces	(USD FOB)	Duty	Levy	Forex	Co. Tax
Undeclared Logs noted at Loading	195	54	86.24	16,758	1,563	39,398	11,819
Shipment Total	**195**	**54**	**86.24**	**16,758**	**1,563**	**39,398**	**11,819**

SGS Reference Number :	17992	**PNGFA Permit Number :**	1311127
Ship Name :	Ganshun	**Shipped Volume :**	6336.591
Exporting Company :	Madang Timbers Ltd	**Export Date :**	31/12/13
Project :	Middle Ramu Block 1 (FMA 12-23)	**Inspection Report Date :**	04/02/14

Discrepancy Type	---- Discrepant----		Avg Price	---------- Value to PNG (K) ----------			
	Volume	Pieces	(USD FOB)	Duty	Levy	Forex	Co. Tax
Misdeclaration of Species / Specie Misidentified	3	1	85.00				
Shipment Total	**3**	**1**	**85.00**				

SGS Reference Number :	17994	**PNGFA Permit Number :**	1312003
Ship Name :	De Lin	**Shipped Volume :**	1924.465
Exporting Company :	Cakara Alam (PNG) Ltd	**Export Date :**	11/12/13
Project :	Rottock Bay Consolidated (61402)	**Inspection Report Date :**	11/03/14

Discrepancy Type	---- Discrepant----		Avg Price	---------- Value to PNG (K) ----------			
	Volume	Pieces	(USD FOB)	Duty	Levy	Forex	Co. Tax
Undeclared Logs noted at Loading	22	5	97.06	2,263	178	5,065	1,520
Shipment Total	**22**	**5**	**97.06**	**2,263**	**178**	**5,065**	**1,520**

SGS Reference Number :	17995	**PNGFA Permit Number :**	1312004
Ship Name :	Zhong Cheng	**Shipped Volume :**	6530.561
Exporting Company :	Gilford Limited	**Export Date :**	30/12/13
Project :	Sigite Mukus (FCA 15-07)	**Inspection Report Date :**	16/01/14

Discrepancy Type	---- Discrepant----		Avg Price	---------- Value to PNG (K) ----------			
	Volume	Pieces	(USD FOB)	Duty	Levy	Forex	Co. Tax
Misdeclaration of Species / Specie Misidentified	54	19	94.63				
Shipment Total	**54**	**19**	**94.63**				

SGS Reference Number :	17999	**PNGFA Permit Number :**	1312008
Ship Name :	Venture SW	**Shipped Volume :**	2305.699
Exporting Company :	Frontier Holdings Ltd	**Export Date :**	16/12/13
Project :	Vailala Blk 2 & 3 (10216)	**Inspection Report Date :**	08/01/14

Discrepancy Type	---- Discrepant----		Avg Price	---------- Value to PNG (K) ----------			
	Volume	Pieces	(USD FOB)	Duty	Levy	Forex	Co. Tax
Undeclared Logs noted at Loading	8	1	95.00	824	67	1,861	558

Shipment Total	8	1	95.00	824	67	1,861	558

SGS Reference Number :	18002	**PNGFA Permit Number :**	1312016
Ship Name :	Hong Lu	**Shipped Volume :**	3359.527
Exporting Company :	Sinaran Papua Ltd	**Export Date :**	24/12/13
Project :	Turama Extension - Faia (10212a)	**Inspection Report Date :**	13/01/14

Discrepancy Type	---- Discrepant----		Avg Price	---------- Value to PNG (K) ----------			
	Volume	Pieces	(USD FOB)	Duty	Levy	Forex	Co. Tax
Undeclared Logs noted at Loading	17	4	86.95	1,464	134	3,428	1,029
Shipment Total	**17**	**4**	**86.95**	**1,464**	**134**	**3,428**	**1,029**

SGS Reference Number :	18003	**PNGFA Permit Number :**	1312015
Ship Name :	Hong Lu	**Shipped Volume :**	3103.956
Exporting Company :	Niugini International Corporation Ltd	**Export Date :**	24/12/13
Project :	Vailala Block 1 (10214)	**Inspection Report Date :**	08/01/14

Discrepancy Type	---- Discrepant----		Avg Price	---------- Value to PNG (K) ----------			
	Volume	Pieces	(USD FOB)	Duty	Levy	Forex	Co. Tax
Misdeclaration of Species / Specie Misidentified	21	6	82.62				
Undeclared Logs noted at Loading	11	4	90.11	978	85	2,256	677
Shipment Total	**31**	**10**	**85.17**	**978**	**85**	**2,256**	**677**

SGS Reference Number :	18004	**PNGFA Permit Number :**	1312009
Ship Name :	Tai Fu	**Shipped Volume :**	999.863
Exporting Company :	Amanab 56 Timber Investments Ltd	**Export Date :**	30/12/13
Project :	Amanab Blocks 5 & 6 FMA 110-4 (6	**Inspection Report Date :**	27/12/13

Discrepancy Type	---- Discrepant----		Avg Price	---------- Value to PNG (K) ----------			
	Volume	Pieces	(USD FOB)	Duty	Levy	Forex	Co. Tax
Undeclared Logs noted at Loading	16	2	240.00	5,059	132	9,225	2,767
Undeclared Logs noted at preshipment	83	24	240.00	25,549	664	46,583	13,975
Shipment Total	**99**	**26**	**240.00**	**30,608**	**796**	**55,808**	**16,742**

SGS Reference Number :	18005	**PNGFA Permit Number :**	1312010
Ship Name :	Tai Fu	**Shipped Volume :**	4049.049
Exporting Company :	Amanab 56 Timber Investments Ltd	**Export Date :**	30/12/13
Project :	Amanab Blocks 5 & 6 FMA 110-4 (6	**Inspection Report Date :**	23/12/13

Discrepancy Type	---- Discrepant----		Avg Price	---------- Value to PNG (K) ----------			
	Volume	Pieces	(USD FOB)	Duty	Levy	Forex	Co. Tax
Undeclared Logs noted at Loading	14	3	240.00	4,338	113	7,910	2,373
Undeclared Logs noted at preshipment	80	15	240.00	24,635	640	44,917	13,475
Shipment Total	**94**	**18**	**240.00**	**28,973**	**753**	**52,826**	**15,848**

SGS Reference Number :	18007	**PNGFA Permit Number :**	1310143
Ship Name :	Tai Rui	**Shipped Volume :**	4169.466
Exporting Company :	Amanab Forest Products Ltd	**Export Date :**	19/12/13
Project :	Amanab Blocks 1-4 FMA (61001)	**Inspection Report Date :**	19/12/13

Discrepancy Type	**---- Discrepant----**		**Avg Price**	**---------- Value to PNG (K) ----------**			
	Volume	**Pieces**	**(USD FOB)**	**Duty**	**Levy**	**Forex**	**Co. Tax**
Undeclared Logs noted at Loading	31	1	230.00	9,004	244	16,507	4,952
Undeclared Logs noted at preshipment	9	2	230.00	2,629	71	4,819	1,446
Shipment Total	**39**	**3**	**230.00**	**11,633**	**316**	**21,326**	**6,398**

SGS Reference Number :	18009	**PNGFA Permit Number :**	1312019
Ship Name :	Fortune Star	**Shipped Volume :**	5936.979
Exporting Company :	Lawrence Wood Ltd	**Export Date :**	27/12/13
Project :	Lolo Blk 2 Ext Aumo Camp (21412)	**Inspection Report Date :**	13/01/14

Discrepancy Type	**---- Discrepant----**		**Avg Price**	**---------- Value to PNG (K) ----------**			
	Volume	**Pieces**	**(USD FOB)**	**Duty**	**Levy**	**Forex**	**Co. Tax**
Misdeclaration of Species / Specie Misidentified	20	6	88.58				
Undeclared Logs noted at preshipment	14	4	84.88	1,150	109	2,723	817
Shipment Total	**34**	**10**	**87.10**	**1,150**	**109**	**2,723**	**817**

SGS Reference Number :	18011	**PNGFA Permit Number :**	1312039
Ship Name :	Zhong Cheng	**Shipped Volume :**	3538.961
Exporting Company :	Gilford Limited	**Export Date :**	30/12/13
Project :	Sigite Mukus (FCA 15-07)	**Inspection Report Date :**	16/01/14

Discrepancy Type	**---- Discrepant----**		**Avg Price**	**---------- Value to PNG (K) ----------**			
	Volume	**Pieces**	**(USD FOB)**	**Duty**	**Levy**	**Forex**	**Co. Tax**
Misdeclaration of Species / Specie Misidentified	10	4	99.38				
Shipment Total	**10**	**4**	**99.38**				

SGS Reference Number :	18015	**PNGFA Permit Number :**	1312034
Ship Name :	Rui Jin	**Shipped Volume :**	1512.752
Exporting Company :	Cakara Alam (PNG) Ltd	**Export Date :**	24/12/13
Project :	Rottock Bay Consolidated (61402)	**Inspection Report Date :**	20/01/14

Discrepancy Type	**---- Discrepant----**		**Avg Price**	**---------- Value to PNG (K) ----------**			
	Volume	**Pieces**	**(USD FOB)**	**Duty**	**Levy**	**Forex**	**Co. Tax**
Undeclared Logs noted at Loading	156	51	90.09	14,345	1,251	33,086	9,926
Shipment Total	**156**	**51**	**90.09**	**14,345**	**1,251**	**33,086**	**9,926**

SGS Reference Number :	18016	**PNGFA Permit Number :**	1312033
Ship Name :	Rui Jin	**Shipped Volume :**	1626.678
Exporting Company :	Sumber Alam (PNG) Ltd	**Export Date :**	24/12/13
Project :	Aria Vanu Block 1 (21406)	**Inspection Report Date :**	20/01/14

Discrepancy Type	**---- Discrepant----**		**Avg Price**	**---------- Value to PNG (K) ----------**			
	Volume	**Pieces**	**(USD FOB)**	**Duty**	**Levy**	**Forex**	**Co. Tax**
Undeclared Logs noted at Loading	198	74	85.29	16,830	1,588	39,767	11,930
Shipment Total	**198**	**74**	**85.29**	**16,830**	**1,588**	**39,767**	**11,930**

SGS Reference Number :	18034	**PNGFA Permit Number :**	1312029
Ship Name :	Tai Rui	**Shipped Volume :**	6548.015
Exporting Company :	Amanab Forest Products Ltd	**Export Date :**	21/12/13
Project :	Amanab Blocks 1-4 FMA (61001)	**Inspection Report Date :**	22/12/13

Discrepancy Type	**---- Discrepant----**		**Avg Price**	**---------- Value to PNG (K) ----------**			
	Volume	**Pieces**	**(USD FOB)**	**Duty**	**Levy**	**Forex**	**Co. Tax**
Undeclared Logs noted at preshipment	39	13	87.20	3,449	315	8,068	2,420
Shipment Total	**39**	**13**	**87.20**	**3,449**	**315**	**8,068**	**2,420**

SGS Reference Number :	18052	**PNGFA Permit Number :**	1312091
Ship Name :	Yao Fu	**Shipped Volume :**	2662.493
Exporting Company :	Cakara Alam (PNG) Ltd	**Export Date :**	30/12/13
Project :	West Arawe (11453)	**Inspection Report Date :**	27/01/14

Discrepancy Type	**---- Discrepant----**		**Avg Price**	**---------- Value to PNG (K) ----------**			
	Volume	**Pieces**	**(USD FOB)**	**Duty**	**Levy**	**Forex**	**Co. Tax**
Undeclared Logs noted at Loading	6	1	110.00	750	50	1,606	482
Shipment Total	**6**	**1**	**110.00**	**750**	**50**	**1,606**	**482**

SGS Reference Number :	18053	**PNGFA Permit Number :**	1312092
Ship Name :	Yao Fu	**Shipped Volume :**	2539.609
Exporting Company :	Cakara Alam (PNG) Ltd	**Export Date :**	30/12/13
Project :	West Arawe (11453)	**Inspection Report Date :**	27/01/14

Discrepancy Type	**---- Discrepant----**		**Avg Price**	**---------- Value to PNG (K) ----------**			
	Volume	**Pieces**	**(USD FOB)**	**Duty**	**Levy**	**Forex**	**Co. Tax**
Undeclared Logs noted at Loading	101	26	83.17	8,215	808	19,639	5,892
Shipment Total	**101**	**26**	**83.17**	**8,215**	**808**	**19,639**	**5,892**

SGS Reference Number :	18057	**PNGFA Permit Number :**	1312102
Ship Name :	Rui Jin	**Shipped Volume :**	1302.556
Exporting Company :	Sumber Alam (PNG) Ltd	**Export Date :**	24/12/13
Project :	Aria Vanu Block 1 (21406)	**Inspection Report Date :**	20/01/14

Discrepancy Type	**---- Discrepant----**		**Avg Price**	**---------- Value to PNG (K) ----------**			
	Volume	**Pieces**	**(USD FOB)**	**Duty**	**Levy**	**Forex**	**Co. Tax**
Undeclared Logs noted at Loading	94	30	81.33	7,399	749	17,883	5,365
Shipment Total	**94**	**30**	**81.33**	**7,399**	**749**	**17,883**	**5,365**

Total Number of Discrepancies = **300**
Total Number of Shipments with Discrepancies = **45**

B) Summary by Discrepancy Type

Discrepancy Type	-- Discrepant --		Avg Price	-------- Value to PNG (K'000) --------			
	Volume	Pieces	(USD) FOB	Duty	Levy	Forex	Co. Tax
Misdeclaration of Species / Specie Misidentified	410	134	87.79				
Undeclared Logs noted at Loading	1,147	335	124.63	164	9	339	102
Undeclared Logs noted at preshipment	1,140	334	152.43	208	9	411	123
Month Total	**2,697**	**803**	**130.78**	**372**	**18**	**750**	**225**

Shipment Duty Calculation Comparison Summary for December / 2013

Date printed: 29/01/14 10:42:37 AM

Co. Grouping / Exporter	SGS Ref Number	PNGFA Permit	Date Exported	Volume Exported (m3) Invoice	SGS	Diff.	FOB Value (Kina) Invoice	SGS	Difference	FOB Value (USD) Invoice	SGS	Difference	Levy (Kina) SGS	Paid	Diff.	Duty Payable (K) Invoice	SGS	Duty Paid (K)	Difference SGS-Paid
Co. Grouping: Agri Bisnis Ltd																			
Agri Bisnis Ltd	17845	131013	05/12/13	3,425	3,425		659,387	659,387		276,942	276,942		27,398	27,398		187,925	187,925	187,925	
	17941	131108	05/12/13	3,392	3,392		643,728	643,728		270,366	270,366		27,136	27,136		183,463	183,463	183,463	
	Totals for 2 Shipments			**6,817**	**6,817**		**1,303,115**	**1,303,115**		**547,308**	**547,308**		**54,534**	**54,534**		**371,388**	**371,388**	**371,388**	
Totals for Agri Bisnis Ltd, 2 Shipments				**6,817**	**6,817**		**1,303,115**	**1,303,115**		**547,308**	**547,308**		**54,534**	**54,534**		**371,388**	**371,388**	**371,388**	
Co. Grouping: Amanab 56 Timber Investments Ltd																			
Amanab 56 Timber Investments Ltd	17948	131108	09/12/13	3,017	3,017		1,724,013	1,724,013		724,086	724,086		24,136	24,136		491,344	491,344	491,344	
	18004	131200	30/12/13	1,000	1,000		561,064	561,064		239,967	239,967		7,999	7,999		159,903	159,903	159,903	
	18005	131201	30/12/13	4,049	4,049		2,272,087	2,272,087		971,772	971,772		32,392	32,392		647,545	647,545	647,545	
	Totals for 3 Shipments			**8,066**	**8,066**		**4,557,165**	**4,557,165**		**1,935,824**	**1,935,824**		**64,527**	**64,527**		**1,298,792**	**1,298,792**	**1,298,792**	
Totals for Amanab 56 Timber Investments Ltd, 3 Shipments				**8,066**	**8,066**		**4,557,165**	**4,557,165**		**1,935,824**	**1,935,824**		**64,527**	**64,527**		**1,298,792**	**1,298,792**	**1,298,792**	
Co. Grouping: Bewani Forest Product Ltd																			
Bewani Forest Product Ltd	17866	131016	24/12/13	8,101	8,101		4,524,695	4,524,695		1,863,269	1,863,269		64,809	64,809		1,289,538	1,289,538	1,289,538	
	17968	131111	17/12/13	12,602	12,602		3,945,962	3,945,962		1,657,304	1,657,304		100,814	100,814		1,124,599	1,124,599	1,124,599	
	17969	131112	24/12/13	1,032	1,032		576,355	576,355		237,343	237,343		8,255	8,255		164,261	164,261	164,261	
	Totals for 3 Shipments			**21,735**	**21,735**		**9,047,012**	**9,047,012**		**3,757,916**	**3,757,916**		**173,878**	**173,878**		**2,578,398**	**2,578,398**	**2,578,398**	

Co. Grouping / Exporter	SGS Ref Number	PNGFA Permit	Date Exported	Volume Exported (m3) Invoice	SGS	Diff.	FOB Value (Kina) Invoice	SGS	Difference	FOB Value (USD) Invoice	SGS	Difference	Levy (Kina) SGS	Paid	Diff.	Duty Payable (K) Invoice	SGS	Duty Paid (K)	Difference SGS-Paid
Totals for Bewani Forest Product Ltd, 3 Shipments				**21,735**	**21,735**		**9,047,012**	**9,047,012**		**3,757,916**	**3,757,916**		**173,878**	**173,878**		**2,578,398**	**2,578,398**	**2,578,398**	
Co. Grouping: Bismark Industries Ltd																			
Bismark Industries Ltd	17782	131003	10/12/13	6,207	6,207		1,324,254	1,324,254		563,470	563,470		49,658	49,658		377,412	377,412	377,412	
	Totals for 1 Shipments			**6,207**	**6,207**		**1,324,254**	**1,324,254**		**563,470**	**563,470**		**49,658**	**49,658**		**377,412**	**377,412**	**377,412**	
Totals for Bismark Industries Ltd, 1 Shipments				**6,207**	**6,207**		**1,324,254**	**1,324,254**		**563,470**	**563,470**		**49,658**	**49,658**		**377,412**	**377,412**	**377,412**	
Co. Grouping: Cakara Alam (PNG) Ltd																			
Cakara Alam (PNG) Ltd	17882	131100	16/12/13	1,147	1,147		248,086	248,086		105,610	105,610		9,180	9,180		70,704	70,704	70,704	
	17883	131100	16/12/13	911	911		195,127	195,127		83,065	83,065		7,284	7,284		55,611	55,611	55,611	
	17903	131103	11/12/13	7,860	7,860		1,665,540	1,665,540		709,020	709,020		62,879	62,879		474,679	474,679	474,679	
	17928	131106	03/12/13	6,049	6,049		1,206,140	1,206,140		506,579	506,579		48,388	48,388		343,750	343,750	343,750	
	17956	131111	11/12/13	3,124	3,124		640,421	640,421		272,627	272,627		24,991	24,991		182,520	182,520	182,520	
	17990	131200	30/12/13	5,245	5,245		1,051,877	1,064,226	12,349	449,888	455,170	5,282	41,961	41,961		299,785	303,304	303,304	
	17991	131116	21/12/13	5,493	5,493		1,167,904	1,176,568	8,663	497,177	500,865	3,688	43,947	43,947		332,853	335,322	335,322	
	17994	131200	11/12/13	1,924	1,924		425,360	425,360		181,076	181,076		15,396	15,396		121,227	121,227	121,227	
	17997	131200	27/12/13	4,528	4,528		989,357	989,357		423,148	423,148		36,222	36,222		281,967	281,967	281,967	
	18015	131203	24/12/13	1,513	1,513		315,922	315,921	(1)	134,488	134,488		12,102	12,102		90,038	90,037	90,038	
	18052	131209	30/12/13	2,662	2,662		533,750	540,990	7,240	228,285	231,381	3,097	21,300	21,300		152,119	154,182	154,182	
	18053	131209	30/12/13	2,540	2,540		507,554	512,749	5,196	217,081	219,303	2,222	20,317	20,317		144,653	146,134	146,134	
	18056	131210	24/12/13	676	676		143,318	143,318		61,010	61,010		5,407	5,407		40,846	40,846	40,846	
	Totals for 13 Shipments			**43,672**	**43,672**		**9,090,354**	**9,123,801**	**33,447**	**3,869,054**	**3,883,342**	**14,288**	**349,372**	**349,372**		**2,590,751**	**2,600,283**	**2,600,283**	
Sumber Alam (PNG) Ltd	18016	131203	24/12/13	1,627	1,627		333,280	333,280		141,877	141,877		13,013	13,013		94,985	94,985	94,985	
	18057	131210	24/12/13	1,303	1,303		267,166	267,166		113,732	113,732		10,420	10,420		76,142	76,142	76,142	
	Totals for 2 Shipments			**2,929**	**2,929**		**600,446**	**600,446**		**255,610**	**255,610**		**23,434**	**23,434**		**171,127**	**171,127**	**171,127**	
Totals for Cakara Alam (PNG) Ltd, 15 Shipments				**46,601**	**46,601**		**9,690,800**	**9,724,247**	**33,447**	**4,124,664**	**4,138,952**	**14,288**	**372,806**	**372,806**		**2,761,878**	**2,771,410**	**2,771,410**	

Co. Grouping / Exporter	SGS Ref Number	PNGFA Permit	Date Exported	Volume Exported (m3) Invoice	SGS	Diff.	FOB Value (Kina) Invoice	SGS	Difference	FOB Value (USD) Invoice	SGS	Difference	Levy (Kina) SGS	Paid	Diff.	Duty Payable (K) Invoice	SGS	Duty Paid (K)	Difference SGS-Paid
Co. Grouping: CS Bos International Ltd																			
Stettin Bay Lumber Co. Ltd	17915	131103	06/12/13	285	285		50,368	50,368		21,155	21,155		2,278	2,278		14,355	14,355	14,355	
	17916	131103	06/12/13	5,849	5,849		1,193,264	1,193,264		501,171	501,171		0	0		0	0	0	
	Totals for 2 Shipments			**6,133**	**6,133**		**1,243,632**	**1,243,632**		**522,325**	**522,325**		**2,278**	**2,278**		**14,355**	**14,355**	**14,355**	
Totals for CS Bos International Ltd, 2 Shipments				**6,133**	**6,133**		**1,243,632**	**1,243,632**		**522,325**	**522,325**		**2,278**	**2,278**		**14,355**	**14,355**	**14,355**	
Co. Grouping: Jambo Trak Limited																			
Jambo Trak Limited	17850	131015	06/12/13	4,726	4,726		2,588,316	2,588,316		1,087,093	1,087,093		37,812	37,812		737,670	737,670	737,670	
	17851	131015	06/12/13	1,511	1,511		827,533	827,533		347,564	347,564		12,089	12,089		235,847	235,847	239,844	(3,997)
	17852	131015	06/12/13	1,231	1,231		673,946	673,946		283,057	283,057		9,845	9,845		192,075	192,075	196,330	(4,256)
	17853	131015	06/12/13	812	812		444,443	444,443		186,666	186,666		6,493	6,493		126,666	126,666	128,813	(2,147)
	17957	131108	06/12/13	1,037	1,037		592,415	592,415		248,814	248,814		8,294	8,294		168,838	168,838	171,700	(2,862)
	Totals for 5 Shipments			**9,317**	**9,317**		**5,126,652**	**5,126,652**		**2,153,194**	**2,153,194**		**74,533**	**74,533**		**1,461,096**	**1,461,096**	**1,474,357**	**(13,261)**
Totals for Jambo Trak Limited, 5 Shipments				**9,317**	**9,317**		**5,126,652**	**5,126,652**		**2,153,194**	**2,153,194**		**74,533**	**74,533**		**1,461,096**	**1,461,096**	**1,474,357**	**(13,261)**
Co. Grouping: Joinland PNG Ltd																			
Joinland PNG Ltd	17966	131111	17/12/13	2,268	2,268		444,849	444,849		189,951	189,951		18,144	18,144		126,782	126,782	126,782	
	17967	131111	17/12/13	253	253		46,955	46,955		20,050	20,050		2,024	2,024		13,382	13,382	13,382	
	17970	131111	17/12/13	7,958	7,958		1,847,230	1,847,230		788,767	788,767		63,667	63,667		526,461	526,461	526,461	
	Totals for 3 Shipments			**10,479**	**10,479**		**2,339,034**	**2,339,034**		**998,768**	**998,768**		**83,835**	**83,835**		**666,625**	**666,625**	**666,625**	
Totals for Joinland PNG Ltd, 3 Shipments				**10,479**	**10,479**		**2,339,034**	**2,339,034**		**998,768**	**998,768**		**83,835**	**83,835**		**666,625**	**666,625**	**666,625**	
Co. Grouping: Kerawara Ltd																			
KK Connections Ltd	17986	131112	11/12/13	7,107	7,107		1,439,250	1,439,250		612,401	612,401		56,860	56,860		410,186	410,186	410,186	
	Totals for 1 Shipments			**7,107**	**7,107**		**1,439,250**	**1,439,250**		**612,401**	**612,401**		**56,860**	**56,860**		**410,186**	**410,186**	**410,186**	

Co. Grouping / Exporter	SGS Ref Number	PNGFA Permit	Date Exported	Volume Exported (m3) Invoice	SGS	Diff.	FOB Value (Kina) Invoice	SGS	Difference	FOB Value (USD) Invoice	SGS	Difference	Levy (Kina) SGS	Paid	Diff.	Duty Payable (K) Invoice	SGS	Duty Paid (K)	Difference SGS-Paid
Totals for Kerawara Ltd, 1 Shipments				**7,107**	**7,107**		**1,439,250**	**1,439,250**		**612,401**	**612,401**		**56,860**	**56,860**		**410,186**	**410,186**	**410,186**	
Co. Grouping: Kinmas Investment Ltd																			
Kinmas Investment Ltd	17935	131107	13/12/13	3,395	3,395		643,702	643,702		273,895	273,895		27,162	27,162		183,455	183,455	183,455	
	Totals for 1 Shipments			**3,395**	**3,395**		**643,702**	**643,702**		**273,895**	**273,895**		**27,162**	**27,162**		**183,455**	**183,455**	**183,455**	
Totals for Kinmas Investment Ltd, 1 Shipments				**3,395**	**3,395**		**643,702**	**643,702**		**273,895**	**273,895**		**27,162**	**27,162**		**183,455**	**183,455**	**183,455**	
Co. Grouping: Lawrence Wood Ltd																			
Lawrence Wood Ltd	17972	131113	18/12/13	8,301	8,301		1,698,990	1,698,990		725,469	725,469		66,408	66,408		484,212	484,212	484,212	
	Totals for 1 Shipments			**8,301**	**8,301**		**1,698,990**	**1,698,990**		**725,469**	**725,469**		**66,408**	**66,408**		**484,212**	**484,212**	**484,212**	
Totals for Lawrence Wood Ltd, 1 Shipments				**8,301**	**8,301**		**1,698,990**	**1,698,990**		**725,469**	**725,469**		**66,408**	**66,408**		**484,212**	**484,212**	**484,212**	
Co. Grouping: Low Impact Logging Ltd																			
Low Impact Logging Ltd	17946	131104	11/12/13	3,023	3,023		620,114	620,114		263,859	263,859		24,184	24,184		176,733	176,733	174,156	2,577
	Totals for 1 Shipments			**3,023**	**3,023**		**620,114**	**620,114**		**263,859**	**263,859**		**24,184**	**24,184**		**176,733**	**176,733**	**174,156**	**2,577**
Precision Logging Ltd	17945	131105	03/12/13	4,514	4,514		858,980	858,980		365,496	365,496		36,111	36,111		244,809	244,809	244,809	
	Totals for 1 Shipments			**4,514**	**4,514**		**858,980**	**858,980**		**365,496**	**365,496**		**36,111**	**36,111**		**244,809**	**244,809**	**244,809**	
Totals for Low Impact Logging Ltd, 2 Shipments				**7,537**	**7,537**		**1,479,094**	**1,479,094**		**629,354**	**629,354**		**60,295**	**60,295**		**421,542**	**421,542**	**418,965**	**2,577**
Co. Grouping: Madang Timbers Ltd																			
Madang Timbers Ltd	17907	131006	03/12/13	6,674	6,674		3,698,907	3,698,907		1,535,046	1,535,046		53,393	53,393		1,054,189	1,054,189	1,054,189	
	17992	131112	31/12/13	6,337	6,337		1,238,875	1,238,875		529,867	529,867		50,693	50,693		353,079	353,079	353,079	
	Totals for 2 Shipments			**13,011**	**13,011**		**4,937,782**	**4,937,782**		**2,064,913**	**2,064,913**		**104,086**	**104,086**		**1,407,268**	**1,407,268**	**1,407,268**	
Totals for Madang Timbers Ltd, 2 Shipments				**13,011**	**13,011**		**4,937,782**	**4,937,782**		**2,064,913**	**2,064,913**		**104,086**	**104,086**		**1,407,268**	**1,407,268**	**1,407,268**	

Co. Grouping / Exporter	SGS Ref Number	PNGFA Permit	Date Exported	Volume Exported (m3) Invoice	SGS	Diff.	FOB Value (Kina) Invoice	SGS	Difference	FOB Value (USD) Invoice	SGS	Difference	Levy (Kina) SGS	Paid	Diff.	Duty Payable (K) Invoice	SGS	Duty Paid (K)	Difference SGS-Paid
Co. Grouping: Open Bay Timber Ltd																			
Open Bay Timber Ltd	17961	131110	05/12/13	1,505	1,505		294,566	294,566		123,718	123,718		0	0		0	0	0	
	17962	131109	05/12/13	1,458	1,458		260,506	260,506		109,413	109,413		0	0		0	0	0	
	17963	131109	05/12/13	1,272	1,272		243,147	243,147		102,122	102,122		0	0		0	0	0	
	17964	131109	05/12/13	2,619	2,619		537,320	537,320		225,674	225,674		0	0		0	0	0	
	18024	131202	26/12/13	1,304	1,304		260,150	260,150		110,746	110,746		0	0		0	0	0	
	18025	131202	26/12/13	693	693		128,969	128,969		54,902	54,902		0	0		0	0	0	
	18026	131202	26/12/13	727	727		135,867	135,867		57,839	57,839		0	0		0	0	0	
	18027	131204	26/12/13	1,799	1,799		354,419	354,419		150,876	150,876		0	0		0	0	0	
	18028	131207	26/12/13	683	683		126,923	126,923		54,031	54,031		0	0		0	0	0	
	18029	131206	27/12/13	845	845		149,142	149,142		63,490	63,490		0	0		0	0	0	
	Totals for 10 Shipments			**12,905**	**12,905**		**2,491,007**	**2,491,007**		**1,052,809**	**1,052,809**		**0**	**0**		**0**	**0**	**0**	
Totals for Open Bay Timber Ltd, 10 Shipments				**12,905**	**12,905**		**2,491,007**	**2,491,007**		**1,052,809**	**1,052,809**		**0**	**0**		**0**	**0**	**0**	
Co. Grouping: Rimbunan Hijau (PNG) Ltd																			
Frontier Holdings Ltd	17999	131200	16/12/13	2,306	2,306		487,784	487,784		207,552	207,552		18,446	18,446		139,018	139,018	139,018	
	Totals for 1 Shipments			**2,306**	**2,306**		**487,784**	**487,784**		**207,552**	**207,552**		**18,446**	**18,446**		**139,018**	**139,018**	**139,018**	
Gilford Limited	17921	131105	08/12/13	6,209	6,209		1,414,826	1,414,826		594,227	594,227		49,675	49,675		403,225	403,225	403,225	
	17923	131105	07/12/13	2,712	2,712		636,191	636,191		267,200	267,200		21,693	21,693		181,314	181,314	181,314	
	17942	131104	03/12/13	4,505	4,505		1,101,750	1,101,750		462,735	462,735		36,036	36,037		313,999	313,999	313,999	
	17953	131110	14/12/13	5,024	5,024		1,217,577	1,217,577		518,323	518,323		40,189	40,189		347,009	347,009	347,009	
	17984	131116	08/12/13	4,821	4,821		1,096,974	1,096,974		460,729	460,729		38,564	38,564		312,638	312,638	312,638	
	17995	131200	30/12/13	6,531	6,531		1,553,588	1,553,588		661,362	661,362		52,244	52,244		442,773	442,773	442,773	
	17998	131200	14/12/13	2,010	2,010		465,400	465,400		198,121	198,121		16,078	16,078		132,639	132,639	132,639	
	18010	131204	19/12/13	3,620	3,620		840,763	840,763		359,006	359,006		28,962	28,962		239,617	239,617	239,617	
	18011	131203	30/12/13	3,539	3,539		830,246	830,246		353,436	353,436		28,312	28,312		236,620	236,620	236,620	
	18018	131203	22/12/13	1,924	1,924		457,038	457,038		195,155	195,155		15,393	15,392		130,256	130,256	130,256	
	18033	131207	19/12/13	1,863	1,863		423,634	423,634		180,892	180,892		14,905	14,905		120,736	120,736	120,736	

Report: Shipment Duty Calculation Comparison Summary for December / 2013 *Continued*

Co. Grouping / Exporter	SGS Ref Number	PNGFA Permit	Date Exported	Volume Exported (m3) Invoice	SGS	Diff.	FOB Value (Kina) Invoice	SGS	Difference	FOB Value (USD) Invoice	SGS	Difference	Levy (Kina) SGS	Paid	Diff.	Duty Payable (K) Invoice	SGS	Duty Paid (K)	Difference SGS-Paid
Totals for 11 Shipments				**42,756**	**42,756**		**10,037,986**	**10,037,986**		**4,251,185**	**4,251,185**		**342,051**	**342,051**		**2,860,826**	**2,860,826**	**2,860,825**	**1**
Island Forest Resources Ltd	17949	131109	17/12/13	2,069	2,069		472,174	472,174		201,618	201,618		16,555	16,555		134,570	134,570	134,570	
	17977	131114	17/12/13	2,199	2,199		515,488	515,488		220,113	220,113		17,592	17,592		146,914	146,914	146,914	
Totals for 2 Shipments				**4,268**	**4,268**		**987,662**	**987,662**		**421,732**	**421,732**		**34,147**	**34,147**		**281,484**	**281,484**	**281,484**	
Niugini International Corporation Ltd	17922	131105	01/12/13	3,330	3,330		705,804	705,804		292,909	292,909		26,641	26,641		201,154	201,154	201,154	
	17938	131107	01/12/13	2,478	2,478		524,709	524,709		217,754	217,754		19,821	19,821		149,542	149,542	149,542	
	17971	131112	16/12/13	2,700	2,700		577,544	577,544		245,745	245,745		21,602	21,602		164,600	164,600	164,600	
	18000	131201	24/12/13	3,704	3,704		763,123	763,123		324,861	324,861		29,631	29,631		217,490	217,490	217,490	
	18003	131201	24/12/13	3,104	3,104		638,288	638,288		271,719	271,719		24,832	24,832		181,912	181,912	181,912	
Totals for 5 Shipments				**15,316**	**15,316**		**3,209,468**	**3,209,468**		**1,352,989**	**1,352,989**		**122,526**	**122,526**		**914,699**	**914,698**	**914,698**	
Niugini Lumber Merchants Ltd	17950	131108	10/12/13	2,298	2,298		488,622	488,622		208,642	208,642		18,381	18,381		139,257	139,257	139,257	
Totals for 1 Shipments				**2,298**	**2,298**		**488,622**	**488,622**		**208,642**	**208,642**		**18,381**	**18,381**		**139,257**	**139,257**	**139,257**	
Sinaran Papua Ltd	17931	131106	01/12/13	2,600	2,600		561,374	561,374		232,970	232,970		20,802	20,802		159,992	159,992	159,992	
	17939	131107	01/12/13	910	910		200,013	200,013		83,005	83,005		7,283	7,283		57,004	57,004	57,004	
	17975	131113	16/12/13	2,930	2,930		627,875	627,875		267,161	267,161		23,439	23,439		178,944	178,944	178,944	
	17985	131115	16/12/13	1,587	1,587		346,343	346,343		147,369	147,369		12,693	12,693		98,708	98,708	98,708	
	18002	131201	24/12/13	3,360	3,360		708,325	708,325		301,534	301,534		26,876	26,876		201,873	201,873	201,873	
Totals for 5 Shipments				**11,387**	**11,387**		**2,443,931**	**2,443,931**		**1,032,040**	**1,032,040**		**91,094**	**91,093**		**696,520**	**696,520**	**696,520**	
Wawoi Guavi Timber Co Ltd	17959	131110	12/12/13	5,506	5,506		1,200,348	1,200,348		510,748	510,748		44,048	44,048		342,099	342,099	342,099	
Totals for 1 Shipments				**5,506**	**5,506**		**1,200,348**	**1,200,348**		**510,748**	**510,748**		**44,048**	**44,048**		**342,099**	**342,099**	**342,099**	
Totals for Rimbunan Hijau (PNG) Ltd, 26 Shipments				**83,837**	**83,837**		**18,855,802**	**18,855,802**		**7,984,887**	**7,984,887**		**670,692**	**670,691**	**1**	**5,373,904**	**5,373,904**	**5,373,902**	**2**

Co. Grouping / Exporter	SGS Ref Number	PNGFA Permit	Date Exported	Volume Exported (m3) Invoice	SGS	Diff.	FOB Value (Kina) Invoice	SGS	Difference	FOB Value (USD) Invoice	SGS	Difference	Levy (Kina) SGS	Paid	Diff.	Duty Payable (K) Invoice	SGS	Duty Paid (K)	Difference SGS-Paid
Co. Grouping: Uni Rise Ltd																			
Lawrence Wood Ltd	17954	131110	04/12/13	3,141	3,141		644,976	644,976		274,437	274,437		25,129	25,129		183,818	183,818	183,818	
	18009	131201	27/12/13	5,937	5,937		1,215,387	1,215,387		517,390	517,390		47,496	47,496		346,385	346,385	346,385	
	Totals for 2 Shipments			**9,078**	**9,078**		**1,860,363**	**1,860,363**		**791,828**	**791,828**		**72,625**	**72,625**		**530,203**	**530,203**	**530,203**	
Uni Rise Ltd	17786	131005	17/12/13	3,351	3,351		669,404	669,404		285,836	285,836		26,807	26,807		190,780	190,780	190,780	
	17787	131006	17/12/13	4,101	4,101		802,708	802,708		342,756	342,756		32,812	32,812		228,772	228,772	228,772	
	17871	131017	17/12/13	4,639	4,639		966,363	966,363		412,637	412,637		37,108	37,108		275,413	275,413	275,413	
	Totals for 3 Shipments			**12,091**	**12,091**		**2,438,475**	**2,438,475**		**1,041,229**	**1,041,229**		**96,727**	**96,727**		**694,965**	**694,965**	**694,965**	
Totals for Uni Rise Ltd, 5 Shipments				**21,169**	**21,169**		**4,298,838**	**4,298,838**		**1,833,056**	**1,833,056**		**169,352**	**169,352**		**1,225,169**	**1,225,169**	**1,225,169**	
Co. Grouping: Vanimo Jaya Ltd																			
Sentawan (PNG) Ltd	17965	131108	24/12/13	7,873	7,873		1,720,218	1,720,218		734,533	734,533		62,987	62,987		490,262	490,262	490,262	
	Totals for 1 Shipments			**7,873**	**7,873**		**1,720,218**	**1,720,218**		**734,533**	**734,533**		**62,987**	**62,987**		**490,262**	**490,262**	**490,262**	
Vanimo Jaya Ltd	17989	131115	16/12/13	7,230	7,230		1,463,215	1,463,215		622,598	622,598		57,839	57,839		417,016	417,016	417,016	
	Totals for 1 Shipments			**7,230**	**7,230**		**1,463,215**	**1,463,215**		**622,598**	**622,598**		**57,839**	**57,839**		**417,016**	**417,016**	**417,016**	
Totals for Vanimo Jaya Ltd, 2 Shipments				**15,103**	**15,103**		**3,183,433**	**3,183,433**		**1,357,131**	**1,357,131**		**120,826**	**120,826**		**907,279**	**907,278**	**907,278**	
Co. Grouping: Viva Success Ltd																			
Viva Success Ltd	17911	131103	06/12/13	8,930	8,930		1,978,763	1,978,763		831,081	831,081		71,439	71,439		563,948	563,948	563,948	
	17944	131107	06/12/13	6,231	6,231		1,360,522	1,360,522		571,419	571,419		49,851	49,851		387,749	387,749	387,749	
	Totals for 2 Shipments			**15,161**	**15,161**		**3,339,285**	**3,339,285**		**1,402,500**	**1,402,500**		**121,290**	**121,290**		**951,696**	**951,696**	**951,696**	
Totals for Viva Success Ltd, 2 Shipments				**15,161**	**15,161**		**3,339,285**	**3,339,285**		**1,402,500**	**1,402,500**		**121,290**	**121,290**		**951,696**	**951,696**	**951,696**	

Co. Grouping / Exporter	SGS Ref Number	PNGFA Permit	Date Exported	Volume Exported (m3) Invoice	SGS	Diff.	FOB Value (Kina) Invoice	SGS	Difference	FOB Value (USD) Invoice	SGS	Difference	Levy (Kina) SGS	Paid	Diff.	Duty Payable (K) Invoice	SGS	Duty Paid (K)	Difference SGS-Paid
Co. Grouping: WTK Realty Ltd																			
Amanab Forest Products Ltd	17863	130601	10/12/13	3,954	3,954		2,137,519	2,137,519		909,514	909,514		31,635	31,635		609,193	609,193	609,193	
	17919	131103	05/12/13	10,242	10,242		5,852,691	5,852,691		2,458,130	2,458,130		81,938	81,938		1,668,017	1,668,017	1,668,017	
	17940	130711	10/12/13	4,535	4,535		2,451,181	2,451,181		1,042,977	1,042,977		36,277	36,277		698,586	698,586	698,586	
	18007	131014	19/12/13	4,169	4,169		2,253,765	2,253,765		958,977	958,977		33,356	33,356		642,323	642,323	642,323	
	18034	131202	21/12/13	6,548	6,548		1,416,685	1,416,685		602,800	602,800		52,384	52,384		403,755	403,755	403,755	
Totals for 5 Shipments				**29,449**	**29,449**		**14,111,842**	**14,111,842**		**5,972,399**	**5,972,399**		**235,590**	**235,590**		**4,021,875**	**4,021,875**	**4,021,875**	
Totals for WTK Realty Ltd, 5 Shipments				**29,449**	**29,449**		**14,111,842**	**14,111,842**		**5,972,399**	**5,972,399**		**235,590**	**235,590**		**4,021,875**	**4,021,875**	**4,021,875**	
Totals for December / 2013, 91 Shipments				**332,330**	**332,330**		**91,110,691**	**91,144,138**	**33,447**	**38,512,285**	**38,526,573**	**14,288**	**2,508,612**	**2,508,610**	**2**	**24,916,530**	**24,926,062**	**24,936,745**	**(10,683)**

SGS

Revenue, Banking, Document and Shipment Details for Log Exports by Exporting Company, Project Site and Shipment for December/2013

Report Printed: Wednesday, 29 January 2014

Exporter and IPA Code Number / Site Code	Export Date	PNGFA Permit	Bank	LC Number/ T/T Remittance	Bill of Lading No.	Invoice Number	SGS Vol m3	Invoice Vol m3	SGS FOB USD	Invoice FOB USD	Exch. Rate
Agri Bisnis Ltd ; IPA Code Number:											
Akarip - Autuvo (21407)											
	05/12/13	1310130		T/T Not Received	ABL 09/13	ABL 09/13	3,424.755	3,424.755	276,942	276,942	.4200
Totals for 'Site Code' = Akarip - Autuvo (21407)							**3,424.755**	**3,424.755**	**276,942**	**276,942**	
Autuvo Extension (21407)											
	05/12/13	1311080		T/T Not Received	ABL 09/13	ABI 09/13	3,391.954	3,391.954	270,366	270,366	.4200
Totals for 'Site Code' = Autuvo Extension (21407)							**3,391.954**	**3,391.954**	**270,366**	**270,366**	
Totals for 'Exporter' = Agri Bisnis Ltd; IPA Code:							**6,816.709**	**6,816.709**	**547,308**	**547,308**	
Amanab 56 Timber Investments Ltd ; IPA Code Number:											
Amanab Blocks 5 & 6 FMA 110-4 (61002)											
	09/12/13	1311081		T/T Not Received	AM-2013/11	AMNB-11/13	3,017.023	3,017.023	724,086	724,086	.4200
	30/12/13	1312009		T/T Not Received	IRA 6/112	AMNB-12A13	999.863	999.863	239,967	239,967	.4277

Exporter and IPA Code Number

Site Code	Export Date	PNGFA Permit	Bank	LC Number/ T/T Remittance	Bill of Lading No.	Invoice Number	SGS Vol m3	Invoice Vol m3	SGS FOB USD	Invoice FOB USD	Exch. Rate
	30/12/13	1312010		T/T Not Received	AM-2013/12	AMNB-12/13	4,049.049	4,049.049	971,772	971,772	.4277
Totals for 'Site Code' = Amanab Blocks 5 & 6 FMA 110-4 (61002)							**8,065.935**	**8,065.935**	**1,935,824**	**1,935,824**	
Totals for 'Exporter' = Amanab 56 Timber Investments Ltd; IPA Code:							**8,065.935**	**8,065.935**	**1,935,824**	**1,935,824**	
Amanab Forest Products Ltd ; IPA Code Number:											
Amanab Blocks 1-4 FMA (61001)											
	05/12/13	1311039	Maybank (PNG) Ltd	267B13LC018316	AFP 11/13-AFP 11A/13	AFP/ERL/112/2013 - AFP/ERL/11A/2013	10,242.210	10,242.210	2,458,130	2,458,130	.4200
	10/12/13	1306017	Maybank (PNG) Ltd	267B13LC018644	AFP 12A/13	AFP/ERL/12A/2013	3,954.410	3,954.410	909,514	909,514	.4255
	10/12/13	1307115	Maybank (PNG) Ltd	267B13LC018644	AFP 12/13	AFP/ERL/12/2013	4,534.684	4,534.684	1,042,977	1,042,977	.4255
	19/12/13	1310143	Maybank (PNG) Ltd	267B13LC019367	AFP 13/13	AFP/ERL/13/2013	4,169.466	4,169.466	958,977	958,977	.4255
	21/12/13	1312029	Maybank (PNG) Ltd	267B13LC019367	AFP 13A13	AFP/ERL/13A/2013	6,548.015	6,548.015	602,800	602,800	.4255
Totals for 'Site Code' = Amanab Blocks 1-4 FMA (61001)							**29,448.785**	**29,448.785**	**5,972,399**	**5,972,399**	
Totals for 'Exporter' = Amanab Forest Products Ltd; IPA Code:							**29,448.785**	**29,448.785**	**5,972,399**	**5,972,399**	
Bewani Forest Product Ltd ; IPA Code Number:											
W/Sepik Prov. (Portion 160C, FCA 10-03)											
	17/12/13	1311119		T/T Not Received	BFPL/LE/013/13	BFPL/LE/013/13	12,601.714	12,601.714	1,657,304	1,657,304	.4200
	24/12/13	1310168		T/T Not Received	BFPL/LE/014/13	BFPL/LE/014/13	8,101.171	8,101.171	1,863,269	1,863,269	.4118
	24/12/13	1311120		T/T Not Received	BFPL/LE/014/13	BFPL/LE/014/13	1,031.926	1,031.926	237,343	237,343	.4118
Totals for 'Site Code' = W/Sepik Prov. (Portion 160C, FCA 10-03)							**21,734.811**	**21,734.811**	**3,757,916**	**3,757,916**	
Totals for 'Exporter' = Bewani Forest Product Ltd; IPA Code:							**21,734.811**	**21,734.811**	**3,757,916**	**3,757,916**	
Bismark Industries Ltd ; IPA Code Number: 1-2966											
Kapuluk Timber Project (11450)											
	10/12/13	1310031	Maybank (PNG) Ltd	T/T Remittance Advice	BIL-159	BIS-159	6,207.242	6,207.242	563,470	563,470	.4255

Exporter and IPA Code Number

Site Code	Export Date	PNGFA Permit	Bank	LC Number/ T/T Remittance	Bill of Lading No.	Invoice Number	SGS Vol m3	Invoice Vol m3	SGS FOB USD	Invoice FOB USD	Exch. Rate
Totals for 'Site Code' = Kapuluk Timber Project (11450)							**6,207.242**	**6,207.242**	**563,470**	**563,470**	
Totals for 'Exporter' = Bismark Industries Ltd; IPA Code: 1-2966							**6,207.242**	**6,207.242**	**563,470**	**563,470**	
Cakara Alam (PNG) Ltd ; IPA Code Number: 1-14078											
Central Arawe (11454)											
	27/12/13	1312005		T/T Not Received	CA/09/13	1312005	4,527.783	4,527.783	423,148	423,148	.4277
Totals for 'Site Code' = Central Arawe (11454)							**4,527.783**	**4,527.783**	**423,148**	**423,148**	
East Arawe (11455)											
	03/12/13	1311064		T/T Not Received	EA/09/13	1311064	6,048.517	6,048.517	506,579	506,579	.4200
	21/12/13	1311164		T/T Not Received	EA/10/13	1311164	5,493.347	5,493.347	500,865	497,177	.4257
Totals for 'Site Code' = East Arawe (11455)							**11,541.864**	**11,541.864**	**1,007,443**	**1,003,755**	
Rottock Bay Consolidated (61402)											
	11/12/13	1311114		T/T Not Received	WS/03/13-B	1311114	3,123.846	3,123.846	272,627	272,627	.4257
	11/12/13	1312003		T/T Not Received	WS/03/13-C	1312003	1,924.465	1,924.465	181,076	181,076	.4257
	11/12/13	1311031		T/T Not Received	WS/03/13-A	1311031	7,859.838	7,859.838	709,020	709,020	.4257
	16/12/13	1311009		T/T Not Received	IR/05/13-B	1311009	910.528	910.528	83,065	83,065	.4257
	16/12/13	1311008		T/T Not Received	IR/05/13-A	1311008	1,147.445	1,147.445	105,610	105,610	.4257
	24/12/13	1312034		T/T Not Received	AV2/04/13	1312034	1,512.752	1,512.755	134,488	134,488	.4257
	24/12/13	1312103		T/T Not Received	AV2/04/13B	1312103	675.826	675.826	61,010	61,010	.4257
Totals for 'Site Code' = Rottock Bay Consolidated (61402)							**17,154.700**	**17,154.703**	**1,546,897**	**1,546,897**	
West Arawe (11453)											
	30/12/13	1312001		T/T Not Received	WA/09/13	1312001	5,245.104	5,245.104	455,170	449,888	.4277
	30/12/13	1312091		T/T Not Received	WA/10/13	1312091	2,662.493	2,662.493	231,381	228,285	.4277
	30/12/13	1312092		T/T Not Received	WA/11/13	1312092	2,539.609	2,539.609	219,303	217,081	.4277
Totals for 'Site Code' = West Arawe (11453)							**10,447.206**	**10,447.206**	**905,854**	**895,254**	
Totals for 'Exporter' = Cakara Alam (PNG) Ltd; IPA Code: 1-14078							**43,671.553**	**43,671.556**	**3,883,342**	**3,869,054**	

Exporter and IPA Code Number

Site Code / Export Date	PNGFA Permit	Bank	LC Number/ T/T Remittance	Bill of Lading No.	Invoice Number	SGS Vol m3	Invoice Vol m3	SGS FOB USD	Invoice FOB USD	Exch. Rate
Frontier Holdings Ltd ; IPA Code Number: 1-14595										
Vailala Blk 2 & 3 (10216)										
16/12/13	1312008		T/T Not Received	13A15	CO	2,305.699	2,305.699	207,552	207,552	.4255
Totals for 'Site Code' = Vailala Blk 2 & 3 (10216)						**2,305.699**	**2,305.699**	**207,552**	**207,552**	
Totals for 'Exporter' = Frontier Holdings Ltd; IPA Code: 1-14595						**2,305.699**	**2,305.699**	**207,552**	**207,552**	
Gilford Limited ; IPA Code Number:										
Sigite Mukus (FCA 15-07)										
03/12/13	1311046		T/T Not Received	13A48R	CO	4,504.559	4,504.559	462,735	462,735	.4200
07/12/13	1311058		T/T Not Received	13A34D	CO	2,711.677	2,711.677	267,200	267,200	.4200
08/12/13	1311160		T/T Not Received	13A54R	CO	4,820.525	4,820.525	460,729	460,729	.4200
08/12/13	1311057		T/T Not Received	13A52R	CO	6,209.380	6,209.380	594,227	594,227	.4200
14/12/13	1312007		T/T Not Received	13A36D	CO	2,009.750	2,009.750	198,121	198,121	.4257
14/12/13	1311104		T/T Not Received	13A35D	CO	5,023.576	5,023.576	518,323	518,323	.4257
19/12/13	1312042		T/T Not Received	13A56R	CO	3,620.209	3,620.209	359,006	359,006	.4270
19/12/13	1312070		T/T Not Received	13A57R	CO	1,863.113	1,863.113	180,892	180,892	.4270
22/12/13	1312035		T/T No Received	13A37D	CO	1,924.064	1,924.064	195,155	195,155	.4270
30/12/13	1312004		T/T Not Received	13A55R	CO	6,530.561	6,530.561	661,362	661,362	.4257
30/12/13	1312039		T/T Not Received	13A58R	CO	3,538.961	3,538.961	353,436	353,436	.4257
Totals for 'Site Code' = Sigite Mukus (FCA 15-07)						**42,756.375**	**42,756.375**	**4,251,185**	**4,251,185**	
Totals for 'Exporter' = Gilford Limited; IPA Code:						**42,756.375**	**42,756.375**	**4,251,185**	**4,251,185**	
Island Forest Resources Ltd ; IPA Code Number: 1-15846										
Anu Alimbit (21405)										
17/12/13	1311091		T/T Not Received	13A19	CO	2,069.406	2,069.406	201,618	201,618	.4270
17/12/13	1311140		T/T Not Received	13A20	CO	2,198.952	2,198.952	220,113	220,113	.4270
Totals for 'Site Code' = Anu Alimbit (21405)						**4,268.358**	**4,268.358**	**421,732**	**421,732**	
Totals for 'Exporter' = Island Forest Resources Ltd; IPA Code: 1-15846						**4,268.358**	**4,268.358**	**421,732**	**421,732**	

Exporter and IPA Code Number

Site Code / Export Date	PNGFA Permit	Bank	LC Number/ T/T Remittance	Bill of Lading No.	Invoice Number	SGS Vol m3	Invoice Vol m3	SGS FOB USD	Invoice FOB USD	Exch. Rate
Jambo Trak Limited ; IPA Code Number:										
Schotiaho Cocoa Estate Dev. (FCA 10-04)										
06/12/13	1311085		T/T Not Received	JTL-0058B	JTL-0058B	1,036.726	1,036.726	248,814	248,814	.4200
06/12/13	1310152		T/T Not Received	JTL-0055A	JTL-0055A	4,726.490	4,726.490	1,087,093	1,087,093	.4200
06/12/13	1310153		T/T Not Received	JTL-0056A	JTL-0056A	1,230.684	1,230.684	283,057	283,057	.4200
06/12/13	1310154		T/T Not Received	JTL-0067A	JTL-0057A	811.591	811.591	186,666	186,666	.4200
06/12/13	1310155		T/T Not Received	JTL-0068A	JTL-0058A	1,511.147	1,511.147	347,564	347,564	.4200
Totals for 'Site Code' = Schotiaho Cocoa Estate Dev. (FCA 10-04						**9,316.638**	**9,316.638**	**2,153,194**	**2,153,194**	
Totals for 'Exporter' = Jambo Trak Limited; IPA Code:						**9,316.638**	**9,316.638**	**2,153,194**	**2,153,194**	
Joinland PNG Ltd ; IPA Code Number:										
Integrated Agriculture Proj. (FCA 16-02)										
17/12/13	1311116		T/T Not Received	JL - 35	JL - 35	7,958.402	7,958.402	788,767	788,767	.4270
Totals for 'Site Code' = Integrated Agriculture Proj. (FCA 16-02)						**7,958.402**	**7,958.402**	**788,767**	**788,767**	
Umbukul Blk3 Int. Agr. Pro. (TA 16-64)										
17/12/13	1311118		T/T Not Received	4 - 05A	4 - 05A	252.944	252.944	20,050	20,050	.4270
Totals for 'Site Code' = Umbukul Blk3 Int. Agr. Pro. (TA 16-64)						**252.944**	**252.944**	**20,050**	**20,050**	
Umbukul Blk4 Inter. Agri. Pro. (TA16-65)										
17/12/13	1311117		T/T Not Received	5 - 02A	5 - 02A	2,268.061	2,268.061	189,951	189,951	.4270
Totals for 'Site Code' = Umbukul Blk4 Inter. Agri. Pro. (TA16-65)						**2,268.061**	**2,268.061**	**189,951**	**189,951**	
Totals for 'Exporter' = Joinland PNG Ltd; IPA Code:						**10,479.407**	**10,479.407**	**998,768**	**998,768**	
Kinmas Investment Ltd ; IPA Code Number:										
Lako Imila (PNGFAL - 682/10)										
13/12/13	1311074		T/T Not Received	KIL/13/12/01	KIL13/C12/002	3,395.303	3,395.303	273,895	273,895	.4255
Totals for 'Site Code' = Lako Imila (PNGFAL - 682/10)						**3,395.303**	**3,395.303**	**273,895**	**273,895**	
Totals for 'Exporter' = Kinmas Investment Ltd; IPA Code:						**3,395.303**	**3,395.303**	**273,895**	**273,895**	

Exporter and IPA Code Number

Site Code	Export Date	PNGFA Permit	Bank	LC Number/ T/T Remittance	Bill of Lading No.	Invoice Number	SGS Vol m3	Invoice Vol m3	SGS FOB USD	Invoice FOB USD	Exch. Rate
KK Connections Ltd ; IPA Code Number:											
Toriu Head Waters FCA 15-04 (31504)											
	11/12/13	1311128		T/T Not Received	KK13/12/01	KK13/12/01	7,107.494	7,107.494	612,401	612,401	.4255
Totals for 'Site Code' = Toriu Head Waters FCA 15-04 (31504)							**7,107.494**	**7,107.494**	**612,401**	**612,401**	
Totals for 'Exporter' = KK Connections Ltd; IPA Code:							**7,107.494**	**7,107.494**	**612,401**	**612,401**	
Lawrence Wood Ltd ; IPA Code Number:											
Lolo Blk 2 - Geren Camp (21403)											
	18/12/13	1311135		T/T Not Received	GRN/06/13	1311135	8,300.969	8,300.969	725,469	725,469	.4270
Totals for 'Site Code' = Lolo Blk 2 - Geren Camp (21403)							**8,300.969**	**8,300.969**	**725,469**	**725,469**	
Lolo Blk 2 Ext Aumo Camp (21412)											
	04/12/13	1311103		T/T Not Received	AM/08/13-BL	1311103	3,141.104	3,141.104	274,437	274,437	.4255
	27/12/13	1312019		T/T Not Received	AM/09/13-BL	1312019	5,936.979	5,936.979	517,390	517,390	.4257
Totals for 'Site Code' = Lolo Blk 2 Ext Aumo Camp (21412)							**9,078.083**	**9,078.083**	**791,828**	**791,828**	
Totals for 'Exporter' = Lawrence Wood Ltd; IPA Code:							**17,379.052**	**17,379.052**	**1,517,296**	**1,517,296**	
Low Impact Logging Ltd ; IPA Code Number: 1-16358											
Buhem Mongi Busiga (11338)											
	11/12/13	1311049		T/T Not Received	13B05	13B05	3,022.992	3,022.992	263,859	263,859	.4255
Totals for 'Site Code' = Buhem Mongi Busiga (11338)							**3,022.992**	**3,022.992**	**263,859**	**263,859**	
Totals for 'Exporter' = Low Impact Logging Ltd; IPA Code: 1-16358							**3,022.992**	**3,022.992**	**263,859**	**263,859**	
Madang Timbers Ltd ; IPA Code Number:											
Middle Ramu Block 1 (FMA 12-23)											
	03/12/13	1310067	Maybank (PNG) Ltd	T/T Remittance Advice	3204201	MTL 03/2013	6,674.115	6,674.115	1,535,046	1,535,046	.4150
	31/12/13	1311127		T/T Not Received	MTL 04/2013	MTL 04/2013	6,336.591	6,336.591	529,867	529,867	.4277
Totals for 'Site Code' = Middle Ramu Block 1 (FMA 12-23)							**13,010.706**	**13,010.706**	**2,064,913**	**2,064,913**	

Exporter and IPA Code Number

Site Code / Export Date	PNGFA Permit	Bank	LC Number/ T/T Remittance	Bill of Lading No.	Invoice Number	SGS Vol m3	Invoice Vol m3	SGS FOB USD	Invoice FOB USD	Exch. Rate
Totals for 'Exporter' = Madang Timbers Ltd; IPA Code:						**13,010.706**	**13,010.706**	**2,064,913**	**2,064,913**	
Niugini International Corporation Ltd ; IPA Code Number:										
Turama (10212)										
01/12/13	1311056		T/T Not Received	13A35HA	CO	3,330.129	3,330.129	292,909	292,909	.4150
01/12/13	1311077		T/T Not Received	13A36KU	CO	2,477.582	2,477.582	217,754	217,754	.4150
16/12/13	1311122		T/T Not Received	13A37KU	CO	2,700.232	2,700.232	245,745	245,745	.4255
24/12/13	1312013		T/T Not Received	13A38KU	CO	3,703.868	3,703.868	324,861	324,861	.4257
Totals for 'Site Code' = Turama (10212)						**12,211.811**	**12,211.811**	**1,081,269**	**1,081,269**	
Vailala Block 1 (10214)										
24/12/13	1312015		T/t Not Received	13A22HE	CO	3,103.956	3,103.956	271,719	271,719	.4257
Totals for 'Site Code' = Vailala Block 1 (10214)						**3,103.956**	**3,103.956**	**271,719**	**271,719**	
Totals for 'Exporter' = Niugini International Corporation Ltd; IPA Code:						**15,315.767**	**15,315.767**	**1,352,989**	**1,352,989**	
Niugini Lumber Merchants Ltd ; IPA Code Number:										
Awio Amgen (21409)										
10/12/13	1311087		T/T Not Received	13A35	CO	2,297.629	2,297.629	208,642	208,642	.4270
Totals for 'Site Code' = Awio Amgen (21409)						**2,297.629**	**2,297.629**	**208,642**	**208,642**	
Totals for 'Exporter' = Niugini Lumber Merchants Ltd; IPA Code:						**2,297.629**	**2,297.629**	**208,642**	**208,642**	
Open Bay Timber Ltd ; IPA Code Number:										
Open Bay Consolidated [Pltn] (11501)										
05/12/13	1311097		T/T Not Received	KOWA-2013-17A	KOWA-2013-17A	2,619.252	2,619.252	225,674	225,674	.4200
05/12/13	1311098		T/T Not Received	KOWA-2013-17A	KOWA-2013-17A	1,271.939	1,271.939	102,122	102,122	.4200
05/12/13	1311099		T/T Not Received	KOWA-2013-17B	KOWA-2013-17B	1,457.650	1,457.650	109,413	109,413	.4200
05/12/13	1311100		T/T Not Received	KOWA-2013-17A	KOWA-2013-17A	1,504.920	1,504.920	123,718	123,718	.4200
26/12/13	1312025		T/T Not Received	KOWA-2013-18	KOWA-2013-18	1,303.648	1,303.648	110,746	110,746	.4257
26/12/13	1312073		T/T Not Received	KOWA-2013-18	KOWA-2013-18	683.363	683.363	54,031	54,031	.4257
26/12/13	1312049		T/T Not Received	KOWA-2013-18	KOWA-2013-18	1,799.341	1,799.341	150,876	150,876	.4257

Exporter and IPA Code Number

Site Code	Export Date	PNGFA Permit	Bank	LC Number/ T/T Remittance	Bill of Lading No.	Invoice Number	SGS Vol m3	Invoice Vol m3	SGS FOB USD	Invoice FOB USD	Exch. Rate
	26/12/13	1312027		T/T Not Received	KOWA-2013-08	KOWA-2013-18	693.218	693.218	54,902	54,902	.4257
	26/12/13	1312026		T/T Not Received	KOWA-2013-18	KOWA-2013-18	726.514	726.514	57,839	57,839	.4257
	27/12/13	1312062		T/T Not Received	KOWA-2013-18	KOWA-2013-18	845.222	845.222	63,490	63,490	.4257
Totals for 'Site Code' = Open Bay Consolidated [Pltn] (11501)							**12,905.067**	**12,905.067**	**1,052,809**	**1,052,809**	
Totals for 'Exporter' = Open Bay Timber Ltd; IPA Code:							**12,905.067**	**12,905.067**	**1,052,809**	**1,052,809**	
Precision Logging Ltd ; IPA Code Number:											
Umboi Island (11327)											
	03/12/13	1311050		T/T Not Received	13A05	13A05	4,513.874	4,513.874	365,496	365,496	.4255
Totals for 'Site Code' = Umboi Island (11327)							**4,513.874**	**4,513.874**	**365,496**	**365,496**	
Totals for 'Exporter' = Precision Logging Ltd; IPA Code:							**4,513.874**	**4,513.874**	**365,496**	**365,496**	
Sentawan (PNG) Ltd ; IPA Code Number:											
DANFU Block 12,13,14,15&18 (11640)											
	24/12/13	1311088	Maybank (PNG) Ltd	T/T Remittance Advice	DFU/92	STW/13/13	7,873.409	7,873.410	734,533	734,533	.4270
Totals for 'Site Code' = DANFU Block 12,13,14,15&18 (11640)							**7,873.409**	**7,873.410**	**734,533**	**734,533**	
Totals for 'Exporter' = Sentawan (PNG) Ltd; IPA Code:							**7,873.409**	**7,873.410**	**734,533**	**734,533**	
Sinaran Papua Ltd ; IPA Code Number:											
Turama Extension - Faia (10212a)											
	01/12/13	1311067		T/T Not Received	KIK/506	CO	2,600.287	2,600.287	232,970	232,970	.4150
	01/12/13	1311076		T/T Not Received	KIK/507	CO	910.413	910.413	83,005	83,005	.4150
	16/12/13	1311137		T/T Not Received	KIK/508	CO	2,929.843	2,929.843	267,161	267,161	.4255
	24/12/13	1312016		T/T Not Received	KIK/510	CO	3,359.527	3,359.527	301,534	301,534	.4257
Totals for 'Site Code' = Turama Extension - Faia (10212a)							**9,800.070**	**9,800.070**	**884,671**	**884,671**	
Turama Extension - Sirebi West (10212a)											
	16/12/13	1311158		T/T Not Received	KIK/509	CO	1,586.649	1,586.649	147,369	147,369	.4255
Totals for 'Site Code' = Turama Extension - Sirebi West (10212a)							**1,586.649**	**1,586.649**	**147,369**	**147,369**	

Exporter and IPA Code Number

Site Code	Export Date	PNGFA Permit	Bank	LC Number/ T/T Remittance	Bill of Lading No.	Invoice Number	SGS Vol m3	Invoice Vol m3	SGS FOB USD	Invoice FOB USD	Exch. Rate
Totals for 'Exporter' = Sinaran Papua Ltd; IPA Code:							**11,386.719**	**11,386.719**	**1,032,040**	**1,032,040**	
Stettin Bay Lumber Co. Ltd ; IPA Code Number: 1-898											
Ania Kapiura Consolidated (11452)											
	06/12/13	1311036		T/T Not Received	YO-808-A	YO-808-A	284.811	284.811	21,155	21,155	.4200
	06/12/13	1311037		T/T Not Received	YO-808-A	YO-808-B	5,848.688	5,848.688	501,171	501,171	.4200
Totals for 'Site Code' = Ania Kapiura Consolidated (11452)							**6,133.499**	**6,133.499**	**522,325**	**522,325**	
Totals for 'Exporter' = Stettin Bay Lumber Co. Ltd; IPA Code: 1-898							**6,133.499**	**6,133.499**	**522,325**	**522,325**	
Sumber Alam (PNG) Ltd ; IPA Code Number:											
Aria Vanu Block 1 (21406)											
	24/12/13	1312033		T/T Not Received	AV1/13/13	1312033	1,626.678	1,626.678	141,877	141,877	.4257
	24/12/13	1312102		T/T Not Received	AV1/13/13B		1,302.556	1,302.556	113,732	113,732	.4257
Totals for 'Site Code' = Aria Vanu Block 1 (21406)							**2,929.234**	**2,929.234**	**255,610**	**255,610**	
Totals for 'Exporter' = Sumber Alam (PNG) Ltd; IPA Code:							**2,929.234**	**2,929.234**	**255,610**	**255,610**	
Uni Rise Ltd ; IPA Code Number:											
N'drahong West Coast Manus (11802)											
	17/12/13	1310059		T/T Not Received	URL 17/12/01	URL 17/12/01	3,350.847	3,350.847	285,836	285,836	.4270
	17/12/13	1310060		T/T Not Received	URL 17/12/02	URL 17/12/02	4,101.472	4,101.472	342,756	342,756	.4270
	17/12/13	1310174		T/T Not Received	URL 17/12/03	URL 17/12/03	4,638.545	4,638.545	412,637	412,637	.4270
Totals for 'Site Code' = N'drahong West Coast Manus (11802)							**12,090.864**	**12,090.864**	**1,041,229**	**1,041,229**	
Totals for 'Exporter' = Uni Rise Ltd; IPA Code:							**12,090.864**	**12,090.864**	**1,041,229**	**1,041,229**	
Vanimo Jaya Ltd ; IPA Code Number:											
Makapa Timber Area (10109)											
	16/12/13	1311159	Maybank (PNG) Ltd	T/T Remittance Advice	MKP/017/2013	MKP/017/2013	7,229.845	7,229.845	622,598	622,598	.4255
Totals for 'Site Code' = Makapa Timber Area (10109)							**7,229.845**	**7,229.845**	**622,598**	**622,598**	

Exporter and IPA Code Number

Site Code	Export Date	PNGFA Permit	Bank	LC Number/ T/T Remittance	Bill of Lading No.	Invoice Number	SGS Vol m3	Invoice Vol m3	SGS FOB USD	Invoice FOB USD	Exch. Rate
Totals for 'Exporter' = Vanimo Jaya Ltd; IPA Code:							**7,229.845**	**7,229.845**	**622,598**	**622,598**	
Viva Success Ltd ; IPA Code Number:											
Central New Ireland - (11642)											
	06/12/13	1311038		T/T Not Received	VSL/CW/013/13	VSL/CW/013/13	8,929.901	8,929.901	831,081	831,081	.4200
	06/12/13	1311075		T/T Not Received	VSL/CW/013/13	VSL/CW/013/13	6,231.370	6,231.370	571,419	571,419	.4200
Totals for 'Site Code' = Central New Ireland - (11642)							**15,161.271**	**15,161.271**	**1,402,500**	**1,402,500**	
Totals for 'Exporter' = Viva Success Ltd; IPA Code:							**15,161.271**	**15,161.271**	**1,402,500**	**1,402,500**	
Wawoi Guavi Timber Co Ltd ; IPA Code Number: 1-8150											
Wawoi Guavi (10107)											
	12/12/13	1311106		T/T Not Received	WGRL011213	CO	5,506.007	5,506.007	510,748	510,748	.4255
Totals for 'Site Code' = Wawoi Guavi (10107)							**5,506.007**	**5,506.007**	**510,748**	**510,748**	
Totals for 'Exporter' = Wawoi Guavi Timber Co Ltd; IPA Code: 1-8150							**5,506.007**	**5,506.007**	**510,748**	**510,748**	
Grand Totals							**332,330**	**332,330**	**38,526,573**	**38,512,285**	

SGS

Substantial Log Export Permit Discrepancies in Log Volumes Loaded for Export for December/2013 (discrepancies exceeding 40%, or exceeding 10% and 40 m3)

Report printed: 29/01/14 10:42:41 AM

Co. Grouping	Exporter	Site	SGS Ref No.	Date Exported	Permit Number	Grade	Species/ Group	Permit Vol. (m3)	Shipped Vol. (m3)	Discrep-ancy (%)
Cakara Alam (PNG) Ltd	Cakara Alam (PNG) Ltd	West Arawe (11453)	18053	30/12/13	1312092	Saw/Veneer	Dillenia	25	115.043	360.2
Rimbunan Hijau (PNG) Ltd	Gilford Limited	Sigite Mukus (FCA 15-07)	17923	07/12/13	1311058	Saw/Veneer	Burckella	2	8.97	348.5
Cakara Alam (PNG) Ltd	Cakara Alam (PNG) Ltd	East Arawe (11455)	17991	21/12/13	1311164	Saw/Veneer	PNG Walnut	15	62.967	319.8
Kinmas Investment Ltd	Kinmas Investment Ltd	Lako Imila (PNGFAL - 682/10)	17935	13/12/13	1311074	Saw/Veneer	Calophyllum	5	20.363	307.3
Bismark Industries Ltd	Bismark Industries Ltd	Kapuluk Timber Project (11450)	17782	10/12/13	1310031	Saw/Veneer	PNG Walnut	30	117.372	291.2
Rimbunan Hijau (PNG) Ltd	Gilford Limited	Sigite Mukus (FCA 15-07)	17921	08/12/13	1311057	Saw/Veneer	Terminalia	150	565.564	277.0
CS Bos International Ltd	Stettin Bay Lumber Co. Ltd	Ania Kapiura Consolidated (11452)	17916	06/12/13	1311037	Plantation diam 60+ cm: regular	Group 2	120	329.624	174.7
Agri Bisnis Ltd	Agri Bisnis Ltd	Autuvo Extension (21407)	17941	05/12/13	1311080	Saw/Veneer	PNG Walnut	3	7.627	154.2
CS Bos International Ltd	Stettin Bay Lumber Co. Ltd	Ania Kapiura Consolidated (11452)	17915	06/12/13	1311036	Saw/Veneer	Dillenia	30	75.128	150.4
Rimbunan Hijau (PNG) Ltd	Island Forest Resources Ltd	Anu Alimbit (21405)	17977	17/12/13	1311140	Saw/Veneer	Group 3	130	325.224	150.2
Cakara Alam (PNG) Ltd	Cakara Alam (PNG) Ltd	Rottock Bay Consolidated (61402)	17882	16/12/13	1311008	Saw/Veneer	Group 2	17	42.39	149.4
Rimbunan Hijau (PNG) Ltd	Gilford Limited	Sigite Mukus (FCA 15-07)	18011	30/12/13	1312039	Saw/Veneer	PNG Walnut	50	120.121	140.2
Rimbunan Hijau (PNG) Ltd	Gilford Limited	Sigite Mukus (FCA 15-07)	17921	08/12/13	1311057	Saw/Veneer	Burckella	100	239.932	139.9
Rimbunan Hijau (PNG) Ltd	Niugini International Corporation Ltd	Turama (10212)	17971	16/12/13	1311122	Saw/Veneer	Terminalia	50	115.851	131.7
Cakara Alam (PNG) Ltd	Cakara Alam (PNG) Ltd	East Arawe (11455)	17991	21/12/13	1311164	Saw/Veneer	Taun	320	737.601	130.5
Rimbunan Hijau (PNG) Ltd	Gilford Limited	Sigite Mukus (FCA 15-07)	17921	08/12/13	1311057	Saw/Veneer	Dillenia	150	341.347	127.6
Uni Rise Ltd	Uni Rise Ltd	N'drahong West Coast Manus (11802)	17786	17/12/13	1310059	Saw/Veneer	Group 2	15.001	32.676	117.8
Cakara Alam (PNG) Ltd	Cakara Alam (PNG) Ltd	West Arawe (11453)	18053	30/12/13	1312092	Saw/Veneer	Burckella	80	173.083	116.4
Rimbunan Hijau (PNG) Ltd	Niugini International Corporation Ltd	Turama (10212)	17971	16/12/13	1311122	Saw/Veneer	Hekakoro	100	213.198	113.2
Cakara Alam (PNG) Ltd	Cakara Alam (PNG) Ltd	Central Arawe (11454)	17997	27/12/13	1312005	Saw/Veneer	PNG Walnut	8	16.427	105.3
Cakara Alam (PNG) Ltd	Cakara Alam (PNG) Ltd	Rottock Bay Consolidated (61402)	18015	24/12/13	1312034	Saw/Veneer	Planchonella	10	20.102	101.0

Co. Grouping	Exporter	Site	SGS Ref No.	Date Exported	Permit Number	Grade	Species/ Group	Permit Vol. (m3)	Shipped Vol. (m3)	Discrep-ancy (%)
Cakara Alam (PNG) Ltd	Cakara Alam (PNG) Ltd	Rottock Bay Consolidated (61402)	18015	24/12/13	1312034	Saw/Veneer	Canarium	75	148.013	97.4
Joinland PNG Ltd	Joinland PNG Ltd	Umbukul Blk4 Inter. Agri. Pro. (TA16-65)	17966	17/12/13	1311117	Saw/Veneer	Burckella	5	9.742	94.8
Bismark Industries Ltd	Bismark Industries Ltd	Kapuluk Timber Project (11450)	17782	10/12/13	1310031	Saw/Veneer	Burckella	150	291.018	94.0
Cakara Alam (PNG) Ltd	Sumber Alam (PNG) Ltd	Aria Vanu Block 1 (21406)	18016	24/12/13	1312033	Saw/Veneer	Dillenia	40	76.18	90.5
WTK Realty Ltd	Amanab Forest Products Ltd	Amanab Blocks 1-4 FMA (61001)	18034	21/12/13	1312029	Saw/Veneer	PNG Walnut	25	47.565	90.3
Rimbunan Hijau (PNG) Ltd	Niugini International Corporation Ltd	Vailala Block 1 (10214)	18003	24/12/13	1312015	Saw/Veneer	Terminalia	200	375.406	87.7
Cakara Alam (PNG) Ltd	Cakara Alam (PNG) Ltd	West Arawe (11453)	18052	30/12/13	1312091	Saw/Veneer	Taun	83	154.825	86.5
WTK Realty Ltd	Amanab Forest Products Ltd	Amanab Blocks 1-4 FMA (61001)	18034	21/12/13	1312029	Saw/Veneer	Erima	5	9.184	83.7
Rimbunan Hijau (PNG) Ltd	Gilford Limited	Sigite Mukus (FCA 15-07)	17921	08/12/13	1311057	Saw/Veneer	Group 4	300	550.066	83.4
WTK Realty Ltd	Amanab Forest Products Ltd	Amanab Blocks 1-4 FMA (61001)	18034	21/12/13	1312029	Saw/Veneer	Group 2	157	287.79	83.3
Rimbunan Hijau (PNG) Ltd	Niugini International Corporation Ltd	Turama (10212)	17971	16/12/13	1311122	Saw/Veneer	PNG Walnut	50	91.614	83.2
Cakara Alam (PNG) Ltd	Cakara Alam (PNG) Ltd	East Arawe (11455)	17991	21/12/13	1311164	Saw/Veneer	Pencil Cedar	20	36.566	82.8
Cakara Alam (PNG) Ltd	Cakara Alam (PNG) Ltd	Rottock Bay Consolidated (61402)	18056	24/12/13	1312103	Saw/Veneer	Lophopetallum /Perupok	5	8.966	79.3
Rimbunan Hijau (PNG) Ltd	Niugini International Corporation Ltd	Turama (10212)	17938	01/12/13	1311077	Saw/Veneer	Hekakoro	100	172.187	72.2
Cakara Alam (PNG) Ltd	Cakara Alam (PNG) Ltd	Rottock Bay Consolidated (61402)	17882	16/12/13	1311008	Saw/Veneer	Calophyllum	106	181.281	71.0
Cakara Alam (PNG) Ltd	Cakara Alam (PNG) Ltd	Rottock Bay Consolidated (61402)	17883	16/12/13	1311009	Saw/Veneer	Kwila	3	5.115	70.5
Joinland PNG Ltd	Joinland PNG Ltd	Integrated Agriculture Proj. (FCA 16-02)	17970	17/12/13	1311116	Saw/Veneer	Terminalia	20	33.977	69.9
Viva Success Ltd	Viva Success Ltd	Central New Ireland - (11642)	17911	06/12/13	1311038	Saw/Veneer	Dillenia	41	69.253	68.9
Rimbunan Hijau (PNG) Ltd	Island Forest Resources Ltd	Anu Alimbit (21405)	17977	17/12/13	1311140	Saw/Veneer	Taun	500	834.488	66.9
Rimbunan Hijau (PNG) Ltd	Niugini International Corporation Ltd	Turama (10212)	18000	24/12/13	1312013	Saw/Veneer	Calophyllum	50	81.44	62.9
CS Bos International Ltd	Stettin Bay Lumber Co. Ltd	Ania Kapiura Consolidated (11452)	17915	06/12/13	1311036	Saw/Veneer	Group 4	50	80.922	61.8
Cakara Alam (PNG) Ltd	Cakara Alam (PNG) Ltd	East Arawe (11455)	17928	03/12/13	1311064	Saw/Veneer	Canarium	415	668.964	61.2
Cakara Alam (PNG) Ltd	Sumber Alam (PNG) Ltd	Aria Vanu Block 1 (21406)	18057	24/12/13	1312102	Saw/Veneer	Terminalia	75	120.576	60.8
Rimbunan Hijau (PNG) Ltd	Niugini International Corporation Ltd	Vailala Block 1 (10214)	18003	24/12/13	1312015	Saw/Veneer	Planchonella	10	15.952	59.5
Cakara Alam (PNG) Ltd	Cakara Alam (PNG) Ltd	East Arawe (11455)	17928	03/12/13	1311064	Saw/Veneer	Erima	15	23.772	58.5
Uni Rise Ltd	Uni Rise Ltd	N'drahong West Coast Manus (11802)	17871	17/12/13	1310174	Saw/Veneer	Group 2	32.374	51.132	57.9
Rimbunan Hijau (PNG) Ltd	Niugini International Corporation Ltd	Vailala Block 1 (10214)	18003	24/12/13	1312015	Saw/Veneer	Lophopetallum /Perupok	10	15.677	56.8
Bewani Forest Product Ltd	Bewani Forest Product Ltd	W/Sepik Prov. (Portion 160C, FCA 10-03)	17968	17/12/13	1311119	Saw/Veneer	Burckella	247	386.962	56.7

Co. Grouping	Exporter	Site	SGS Ref No.	Date Exported	Permit Number	Grade	Species/ Group	Permit Vol. (m3)	Shipped Vol. (m3)	Discrep-ancy (%)
Joinland PNG Ltd	Joinland PNG Ltd	Integrated Agriculture Proj. (FCA 16-02)	17970	17/12/13	1311116	Saw/Veneer	Lophopetallum /Perupok	42	65.457	55.9
Rimbunan Hijau (PNG) Ltd	Niugini International Corporation Ltd	Turama (10212)	17971	16/12/13	1311122	Saw/Veneer	Taun	200	308.446	54.2
Bismark Industries Ltd	Bismark Industries Ltd	Kapuluk Timber Project (11450)	17782	10/12/13	1310031	Saw/Veneer	Taun	1050	1617.75	54.1
Rimbunan Hijau (PNG) Ltd	Gilford Limited	Sigite Mukus (FCA 15-07)	17923	07/12/13	1311058	Saw/Veneer	Planchonella	12	18.465	53.9
Rimbunan Hijau (PNG) Ltd	Gilford Limited	Sigite Mukus (FCA 15-07)	17998	14/12/13	1312007	Saw/Veneer	Malas	50	76.813	53.6
Cakara Alam (PNG) Ltd	Cakara Alam (PNG) Ltd	Rottock Bay Consolidated (61402)	18056	24/12/13	1312103	Saw/Veneer	Pencil Cedar	10	15.334	53.3
Rimbunan Hijau (PNG) Ltd	Gilford Limited	Sigite Mukus (FCA 15-07)	17923	07/12/13	1311058	Saw/Veneer	Canarium	20	30.583	52.9
Rimbunan Hijau (PNG) Ltd	Gilford Limited	Sigite Mukus (FCA 15-07)	17921	08/12/13	1311057	Saw/Veneer	Group 3	200	305.528	52.8
Cakara Alam (PNG) Ltd	Cakara Alam (PNG) Ltd	Rottock Bay Consolidated (61402)	17882	16/12/13	1311008	Saw/Veneer	Pencil Cedar	25	38.146	52.6
Cakara Alam (PNG) Ltd	Cakara Alam (PNG) Ltd	East Arawe (11455)	17928	03/12/13	1311064	Saw/Veneer	Pencil Cedar	40	60.441	51.1
Rimbunan Hijau (PNG) Ltd	Gilford Limited	Sigite Mukus (FCA 15-07)	17942	03/12/13	1311046	Saw/Veneer	Terminalia	100	150.651	50.7
Rimbunan Hijau (PNG) Ltd	Niugini International Corporation Ltd	Turama (10212)	18000	24/12/13	1312013	Saw/Veneer	Group 2	200	294.791	47.4
Cakara Alam (PNG) Ltd	Cakara Alam (PNG) Ltd	West Arawe (11453)	18052	30/12/13	1312091	Saw/Veneer	Group 2	177	260.889	47.4
Cakara Alam (PNG) Ltd	Cakara Alam (PNG) Ltd	West Arawe (11453)	18052	30/12/13	1312091	Saw/Veneer	Planchonella	5	7.324	46.5
Rimbunan Hijau (PNG) Ltd	Gilford Limited	Sigite Mukus (FCA 15-07)	17998	14/12/13	1312007	Saw/Veneer	Canarium	110	160.551	46.0
Cakara Alam (PNG) Ltd	Cakara Alam (PNG) Ltd	Rottock Bay Consolidated (61402)	17883	16/12/13	1311009	Saw/Veneer	Taun	146	212.969	45.9
Cakara Alam (PNG) Ltd	Cakara Alam (PNG) Ltd	Rottock Bay Consolidated (61402)	18015	24/12/13	1312034	Saw/Veneer	Pencil Cedar	10	14.566	45.7
Joinland PNG Ltd	Joinland PNG Ltd	Integrated Agriculture Proj. (FCA 16-02)	17970	17/12/13	1311116	Saw/Veneer	Taun	47	68.397	45.5
Cakara Alam (PNG) Ltd	Cakara Alam (PNG) Ltd	Rottock Bay Consolidated (61402)	18056	24/12/13	1312103	Saw/Veneer	Group 3	100	145.316	45.3
Uni Rise Ltd	Uni Rise Ltd	N'drahong West Coast Manus (11802)	17786	17/12/13	1310059	Saw/Veneer	Planchonella	26.018	37.748	45.1
Rimbunan Hijau (PNG) Ltd	Niugini International Corporation Ltd	Vailala Block 1 (10214)	18003	24/12/13	1312015	Saw/Veneer	PNG Walnut	100	143.529	43.5
Cakara Alam (PNG) Ltd	Cakara Alam (PNG) Ltd	Rottock Bay Consolidated (61402)	17882	16/12/13	1311008	Saw/Veneer	Burckella	38	54.506	43.4
Viva Success Ltd	Viva Success Ltd	Central New Ireland - (11642)	17944	06/12/13	1311075	Saw/Veneer	Kwila	58	83.039	43.2
Cakara Alam (PNG) Ltd	Sumber Alam (PNG) Ltd	Aria Vanu Block 1 (21406)	18016	24/12/13	1312033	Saw/Veneer	Group 3	200	284.25	42.1
Cakara Alam (PNG) Ltd	Sumber Alam (PNG) Ltd	Aria Vanu Block 1 (21406)	18057	24/12/13	1312102	Saw/Veneer	Burckella	10	14.202	42.0
Cakara Alam (PNG) Ltd	Cakara Alam (PNG) Ltd	East Arawe (11455)	17991	21/12/13	1311164	Saw/Veneer	Dillenia	320	451.689	41.2
Rimbunan Hijau (PNG) Ltd	Gilford Limited	Sigite Mukus (FCA 15-07)	17921	08/12/13	1311057	Saw/Veneer	Canarium	150	210.72	40.5
Rimbunan Hijau (PNG) Ltd	Niugini International Corporation Ltd	Turama (10212)	18000	24/12/13	1312013	Saw/Veneer	Pencil Cedar	150	204.196	36.1
Bewani Forest Product Ltd	Bewani Forest Product Ltd	W/Sepik Prov. (Portion 160C, FCA 10-03)	17968	17/12/13	1311119	Saw/Veneer	Group 2	239	322.285	34.8
Joinland PNG Ltd	Joinland PNG Ltd	Integrated Agriculture Proj. (FCA 16-02)	17970	17/12/13	1311116	Saw/Veneer	Malas	132	175.239	32.8

Co. Grouping	Exporter	Site	SGS Ref No.	Date Exported	Permit Number	Grade	Species/ Group	Permit Vol. (m3)	Shipped Vol. (m3)	Discrep-ancy (%)
Cakara Alam (PNG) Ltd	Cakara Alam (PNG) Ltd	West Arawe (11453)	18052	30/12/13	1312091	Saw/Veneer	Group 3	232	304.782	31.4
Bewani Forest Product Ltd	Bewani Forest Product Ltd	W/Sepik Prov. (Portion 160C, FCA 10-03)	17968	17/12/13	1311119	Saw/Veneer	PNG Mersawa	413	540.443	30.9
Rimbunan Hijau (PNG) Ltd	Niugini International Corporation Ltd	Vailala Block 1 (10214)	18003	24/12/13	1312015	Saw/Veneer	Group 2	350	454.443	29.8
Bewani Forest Product Ltd	Bewani Forest Product Ltd	W/Sepik Prov. (Portion 160C, FCA 10-03)	17968	17/12/13	1311119	Saw/Veneer	Terminalia	392	504.993	28.8
Viva Success Ltd	Viva Success Ltd	Central New Ireland - (11642)	17944	06/12/13	1311075	Saw/Veneer	Calophyllum	427	549.732	28.7
Kinmas Investment Ltd	Kinmas Investment Ltd	Lako Imila (PNGFAL - 682/10)	17935	13/12/13	1311074	Saw/Veneer	Group 2	1340	1720.79	28.4
Cakara Alam (PNG) Ltd	Cakara Alam (PNG) Ltd	West Arawe (11453)	18052	30/12/13	1312091	Saw/Veneer	Canarium	320	409.374	27.9
Rimbunan Hijau (PNG) Ltd	Gilford Limited	Sigite Mukus (FCA 15-07)	18011	30/12/13	1312039	Saw/Veneer	Group 3	500	637.652	27.5
Cakara Alam (PNG) Ltd	Cakara Alam (PNG) Ltd	East Arawe (11455)	17928	03/12/13	1311064	Saw/Veneer	Dillenia	800	1016.76	27.1
WTK Realty Ltd	Amanab Forest Products Ltd	Amanab Blocks 1-4 FMA (61001)	18034	21/12/13	1312029	Saw/Veneer	Terminalia	337	427.999	27.0
Cakara Alam (PNG) Ltd	Sumber Alam (PNG) Ltd	Aria Vanu Block 1 (21406)	18016	24/12/13	1312033	Saw/Veneer	Group 4	200	253.76	26.9
Cakara Alam (PNG) Ltd	Cakara Alam (PNG) Ltd	Rottock Bay Consolidated (61402)	18015	24/12/13	1312034	Saw/Veneer	Terminalia	200	253.585	26.8
Uni Rise Ltd	Uni Rise Ltd	N'drahong West Coast Manus (11802)	17871	17/12/13	1310174	Saw/Veneer	Group 3	1207.656	1526.15	26.4
Rimbunan Hijau (PNG) Ltd	Niugini International Corporation Ltd	Turama (10212)	18000	24/12/13	1312013	Saw/Veneer	Group 3	450	564.936	25.5
Cakara Alam (PNG) Ltd	Cakara Alam (PNG) Ltd	East Arawe (11455)	17991	21/12/13	1311164	Saw/Veneer	Malas	600	750.443	25.1
Uni Rise Ltd	Uni Rise Ltd	N'drahong West Coast Manus (11802)	17787	17/12/13	1310060	Saw/Veneer	Group 3	1374.448	1706.4	24.2
Rimbunan Hijau (PNG) Ltd	Gilford Limited	Sigite Mukus (FCA 15-07)	17942	03/12/13	1311046	Saw/Veneer	Calophyllum	700	860.671	23.0
Uni Rise Ltd	Lawrence Wood Ltd	Lolo Blk 2 Ext Aumo Camp (21412)	17954	04/12/13	1311103	Saw/Veneer	Taun	200	244.99	22.5
Viva Success Ltd	Viva Success Ltd	Central New Ireland - (11642)	17944	06/12/13	1311075	Saw/Veneer	Taun	1146	1396.67	21.9
Joinland PNG Ltd	Joinland PNG Ltd	Integrated Agriculture Proj. (FCA 16-02)	17970	17/12/13	1311116	Saw/Veneer	Group 4	544	659.486	21.2
Rimbunan Hijau (PNG) Ltd	Island Forest Resources Ltd	Anu Alimbit (21405)	17977	17/12/13	1311140	Saw/Veneer	Malas	350	422.063	20.6
CS Bos International Ltd	Stettin Bay Lumber Co. Ltd	Ania Kapiura Consolidated (11452)	17916	06/12/13	1311037	Plantation diam 50 - 59 cm: small	Group 2	1342	1614.08	20.3
Cakara Alam (PNG) Ltd	Cakara Alam (PNG) Ltd	East Arawe (11455)	17928	03/12/13	1311064	Saw/Veneer	Group 4	1000	1199.13	19.9
Bewani Forest Product Ltd	Bewani Forest Product Ltd	W/Sepik Prov. (Portion 160C, FCA 10-03)	17968	17/12/13	1311119	Saw/Veneer	Dillenia	503	603.124	19.9
Cakara Alam (PNG) Ltd	Cakara Alam (PNG) Ltd	Rottock Bay Consolidated (61402)	17994	11/12/13	1312003	Saw/Veneer	Malas	393	470.686	19.8
Viva Success Ltd	Viva Success Ltd	Central New Ireland - (11642)	17944	06/12/13	1311075	Saw/Veneer	Terminalia	319	380.923	19.4
Uni Rise Ltd	Uni Rise Ltd	N'drahong West Coast Manus (11802)	17786	17/12/13	1310059	Saw/Veneer	Group 3	792.927	945.112	19.2
Rimbunan Hijau (PNG) Ltd	Gilford Limited	Sigite Mukus (FCA 15-07)	18011	30/12/13	1312039	Saw/Veneer	Group 4	500	593.874	18.8
Uni Rise Ltd	Lawrence Wood Ltd	Lolo Blk 2 Ext Aumo Camp (21412)	17954	04/12/13	1311103	Saw/Veneer	Malas	400	475.026	18.8
Uni Rise Ltd	Uni Rise Ltd	N'drahong West Coast Manus (11802)	17786	17/12/13	1310059	Saw/Veneer	Taun	518.289	613.267	18.3
Low Impact Logging Ltd	Low Impact Logging Ltd	Buhem Mongi Busiga (11338)	17946	11/12/13	1311049	Saw/Veneer	Group 4	550	648.936	18.0

Co. Grouping	Exporter	Site	SGS Ref No.	Date Exported	Permit Number	Grade	Species/ Group	Permit Vol. (m3)	Shipped Vol. (m3)	Discrep-ancy (%)
Rimbunan Hijau (PNG) Ltd	Gilford Limited	Sigite Mukus (FCA 15-07)	17921	08/12/13	1311057	Saw/Veneer	Malas	2450	2880.94	17.6
Viva Success Ltd	Viva Success Ltd	Central New Ireland - (11642)	17911	06/12/13	1311038	Saw/Veneer	Group 3	1475	1732.39	17.5
Rimbunan Hijau (PNG) Ltd	Gilford Limited	Sigite Mukus (FCA 15-07)	17998	14/12/13	1312007	Saw/Veneer	Taun	700	821.458	17.4
Rimbunan Hijau (PNG) Ltd	Gilford Limited	Sigite Mukus (FCA 15-07)	18018	22/12/13	1312035	Saw/Veneer	Taun	250	293.371	17.3
Cakara Alam (PNG) Ltd	Cakara Alam (PNG) Ltd	East Arawe (11455)	17928	03/12/13	1311064	Saw/Veneer	Malas	450	527.949	17.3
Rimbunan Hijau (PNG) Ltd	Frontier Holdings Ltd	Vailala Blk 2 & 3 (10216)	17999	16/12/13	1312008	Saw/Veneer	Group 3	400	468.897	17.2
Low Impact Logging Ltd	Low Impact Logging Ltd	Buhem Mongi Busiga (11338)	17946	11/12/13	1311049	Saw/Veneer	Group 3	400	467.391	16.8
Viva Success Ltd	Viva Success Ltd	Central New Ireland - (11642)	17911	06/12/13	1311038	Saw/Veneer	Group 2	390	451.969	15.9
WTK Realty Ltd	Amanab Forest Products Ltd	Amanab Blocks 1-4 FMA (61001)	18034	21/12/13	1312029	Saw/Veneer	Taun	1148	1327.38	15.6
Bismark Industries Ltd	Bismark Industries Ltd	Kapuluk Timber Project (11450)	17782	10/12/13	1310031	Saw/Veneer	Dillenia	1350	1558.15	15.4
Cakara Alam (PNG) Ltd	Cakara Alam (PNG) Ltd	East Arawe (11455)	17928	03/12/13	1311064	Saw/Veneer	Group 3	600	692.45	15.4
Open Bay Timber Ltd	Open Bay Timber Ltd	Open Bay Consolidated [Pltn] (11501)	18029	27/12/13	1312062	Plantation diam 40 - 49 cm: super small	Group 2	300	345.695	15.2
CS Bos International Ltd	Stettin Bay Lumber Co. Ltd	Ania Kapiura Consolidated (11452)	17916	06/12/13	1311037	Plantation diam 40 - 49 cm: super small	Group 2	2616	3006.75	14.9
Uni Rise Ltd	Uni Rise Ltd	N'drahong West Coast Manus (11802)	17871	17/12/13	1310174	Saw/Veneer	Taun	727.202	832.681	14.5
Rimbunan Hijau (PNG) Ltd	Niugini International Corporation Ltd	Vailala Block 1 (10214)	18003	24/12/13	1312015	Saw/Veneer	Group 3	600	682.887	13.8
Uni Rise Ltd	Lawrence Wood Ltd	Lolo Blk 2 Ext Aumo Camp (21412)	17954	04/12/13	1311103	Saw/Veneer	Calophyllum	700	795.421	13.6
Cakara Alam (PNG) Ltd	Cakara Alam (PNG) Ltd	West Arawe (11453)	18052	30/12/13	1312091	Saw/Veneer	Group 4	400	452.713	13.2
Cakara Alam (PNG) Ltd	Cakara Alam (PNG) Ltd	Rottock Bay Consolidated (61402)	17956	11/12/13	1311114	Saw/Veneer	Malas	790	892.509	13.0
Open Bay Timber Ltd	Open Bay Timber Ltd	Open Bay Consolidated [Pltn] (11501)	17962	05/12/13	1311099	Plantation diam 30 - 39 cm: baby small	Group 2	545	614.277	12.7
Rimbunan Hijau (PNG) Ltd	Gilford Limited	Sigite Mukus (FCA 15-07)	17942	03/12/13	1311046	Saw/Veneer	Taun	800	899.286	12.4
Rimbunan Hijau (PNG) Ltd	Niugini International Corporation Ltd	Turama (10212)	18000	24/12/13	1312013	Saw/Veneer	Group 4	1300	1457.12	12.1
Kerawara Ltd	KK Connections Ltd	Toriu Head Waters FCA 15-04 (31504)	17986	11/12/13	1311128	Saw/Veneer	Group 3	460	512.443	11.4
Cakara Alam (PNG) Ltd	Cakara Alam (PNG) Ltd	West Arawe (11453)	18053	30/12/13	1312092	Saw/Veneer	Terminalia	556	618.017	11.2
Viva Success Ltd	Viva Success Ltd	Central New Ireland - (11642)	17911	06/12/13	1311038	Saw/Veneer	Group 4	1510	1674.87	10.9
Rimbunan Hijau (PNG) Ltd	Gilford Limited	Sigite Mukus (FCA 15-07)	17995	30/12/13	1312004	Saw/Veneer	Group 4	400	441.997	10.5
Joinland PNG Ltd	Joinland PNG Ltd	Integrated Agriculture Proj. (FCA 16-02)	17970	17/12/13	1311116	Saw/Veneer	Group 3	817	899.316	10.1
Rimbunan Hijau (PNG) Ltd	Gilford Limited	Sigite Mukus (FCA 15-07)	17923	07/12/13	1311058	Saw/Veneer	Taun	670	737.451	10.1

Co. Grouping	Exporter	Site	SGS Ref No.	Date Exported	Permit Number	Grade	Species/ Group	Permit Vol. (m3)	Shipped Vol. (m3)	Discrep-ancy (%)
Cakara Alam (PNG) Ltd	Cakara Alam (PNG) Ltd	Central Arawe (11454)	17997	27/12/13	1312005	Saw/Veneer	Group 3	800	717.033	-10.4
Cakara Alam (PNG) Ltd	Cakara Alam (PNG) Ltd	Central Arawe (11454)	17997	27/12/13	1312005	Saw/Veneer	Malas	730	652.369	-10.6
Cakara Alam (PNG) Ltd	Cakara Alam (PNG) Ltd	Rottock Bay Consolidated (61402)	17994	11/12/13	1312003	Saw/Veneer	Taun	622	554.419	-10.9
Agri Bisnis Ltd	Agri Bisnis Ltd	Akarip - Autuvo (21407)	17845	05/12/13	1310130	Saw/Veneer	Canarium	382	336.922	-11.8
Bewani Forest Product Ltd	Bewani Forest Product Ltd	W/Sepik Prov. (Portion 160C, FCA 10-03)	17968	17/12/13	1311119	Saw/Veneer	Taun	450	396.678	-11.8
Kerawara Ltd	KK Connections Ltd	Toriu Head Waters FCA 15-04 (31504)	17986	11/12/13	1311128	Saw/Veneer	Calophyllum	950	834.922	-12.1
Madang Timbers Ltd	Madang Timbers Ltd	Middle Ramu Block 1 (FMA 12-23)	17992	31/12/13	1311127	Saw/Veneer	Taun	500	438.942	-12.2
Cakara Alam (PNG) Ltd	Sumber Alam (PNG) Ltd	Aria Vanu Block 1 (21406)	18057	24/12/13	1312102	Saw/Veneer	Malas	400	346.836	-13.3
Rimbunan Hijau (PNG) Ltd	Niugini International Corporation Ltd	Turama (10212)	18000	24/12/13	1312013	Saw/Veneer	Taun	320	277.226	-13.4
Rimbunan Hijau (PNG) Ltd	Sinaran Papua Ltd	Turama Extension - Faia (10212a)	18002	24/12/13	1312016	Saw/Veneer	Taun	550	475.17	-13.6
Rimbunan Hijau (PNG) Ltd	Gilford Limited	Sigite Mukus (FCA 15-07)	18011	30/12/13	1312039	Saw/Veneer	Canarium	400	342.901	-14.3
Agri Bisnis Ltd	Agri Bisnis Ltd	Akarip - Autuvo (21407)	17845	05/12/13	1310130	Saw/Veneer	Group 3	339	285.434	-15.8
Open Bay Timber Ltd	Open Bay Timber Ltd	Open Bay Consolidated [Pltn] (11501)	17962	05/12/13	1311099	Plantation diam 40 - 49 cm: super small	Group 2	775	639.84	-17.4
Kinmas Investment Ltd	Kinmas Investment Ltd	Lako Imila (PNGFAL - 682/10)	17935	13/12/13	1311074	Saw/Veneer	PNG Mersawa	700	575.557	-17.8
Rimbunan Hijau (PNG) Ltd	Gilford Limited	Sigite Mukus (FCA 15-07)	18018	22/12/13	1312035	Saw/Veneer	Burckella	320	260.327	-18.6
Cakara Alam (PNG) Ltd	Cakara Alam (PNG) Ltd	West Arawe (11453)	18053	30/12/13	1312092	Saw/Veneer	Group 2	350	283.768	-18.9
Cakara Alam (PNG) Ltd	Cakara Alam (PNG) Ltd	East Arawe (11455)	17991	21/12/13	1311164	Saw/Veneer	Terminalia	1100	875.181	-20.4
WTK Realty Ltd	Amanab Forest Products Ltd	Amanab Blocks 1-4 FMA (61001)	17863	10/12/13	1306017	Saw/Veneer	Kwila	5000	3954.41	-20.9
Kinmas Investment Ltd	Kinmas Investment Ltd	Lako Imila (PNGFAL - 682/10)	17935	13/12/13	1311074	Saw/Veneer	Group 4	550	432.43	-21.4
Cakara Alam (PNG) Ltd	Cakara Alam (PNG) Ltd	Rottock Bay Consolidated (61402)	18015	24/12/13	1312034	Saw/Veneer	Group 4	200	157.21	-21.4
Joinland PNG Ltd	Joinland PNG Ltd	Integrated Agriculture Proj. (FCA 16-02)	17970	17/12/13	1311116	Saw/Veneer	Dillenia	500	389.18	-22.2
Kinmas Investment Ltd	Kinmas Investment Ltd	Lako Imila (PNGFAL - 682/10)	17935	13/12/13	1311074	Saw/Veneer	Taun	200	154.07	-23.0
Bewani Forest Product Ltd	Bewani Forest Product Ltd	W/Sepik Prov. (Portion 160C, FCA 10-03)	17968	17/12/13	1311119	Saw/Veneer	Erima	194	149.339	-23.0
Low Impact Logging Ltd	Precision Logging Ltd	Umboi Island (11327)	17945	03/12/13	1311050	Saw/Veneer	Malas	180	137.192	-23.8
Bismark Industries Ltd	Bismark Industries Ltd	Kapuluk Timber Project (11450)	17782	10/12/13	1310031	Saw/Veneer	Malas	1470	1109.48	-24.5
Cakara Alam (PNG) Ltd	Cakara Alam (PNG) Ltd	West Arawe (11453)	18052	30/12/13	1312091	Saw/Veneer	Dillenia	206	152.159	-26.1
Rimbunan Hijau (PNG) Ltd	Gilford Limited	Sigite Mukus (FCA 15-07)	17942	03/12/13	1311046	Saw/Veneer	Group 3	200	145.056	-27.5
Cakara Alam (PNG) Ltd	Cakara Alam (PNG) Ltd	West Arawe (11453)	18053	30/12/13	1312092	Saw/Veneer	Canarium	276	199.879	-27.6
Cakara Alam (PNG) Ltd	Cakara Alam (PNG) Ltd	Rottock Bay Consolidated (61402)	18015	24/12/13	1312034	Saw/Veneer	Taun	200	144.168	-27.9
Rimbunan Hijau (PNG) Ltd	Niugini International Corporation Ltd	Turama (10212)	18000	24/12/13	1312013	Saw/Veneer	PNG Mersawa	200	143.321	-28.3

Co. Grouping	Exporter	Site	SGS Ref No.	Date Exported	Permit Number	Grade	Species/ Group	Permit Vol. (m3)	Shipped Vol. (m3)	Discrep-ancy (%)
Cakara Alam (PNG) Ltd	Cakara Alam (PNG) Ltd	Central Arawe (11454)	17997	27/12/13	1312005	Saw/Veneer	Terminalia	500	356.067	-28.8
Rimbunan Hijau (PNG) Ltd	Niugini International Corporation Ltd	Turama (10212)	17938	01/12/13	1311077	Saw/Veneer	Pencil Cedar	150	106.5	-29.0
Uni Rise Ltd	Lawrence Wood Ltd	Lolo Blk 2 Ext Aumo Camp (21412)	17954	04/12/13	1311103	Saw/Veneer	Group 2	155	107.107	-30.9
Cakara Alam (PNG) Ltd	Cakara Alam (PNG) Ltd	Central Arawe (11454)	17997	27/12/13	1312005	Saw/Veneer	Dillenia	130	89.822	-30.9
Cakara Alam (PNG) Ltd	Cakara Alam (PNG) Ltd	West Arawe (11453)	18052	30/12/13	1312091	Saw/Veneer	Terminalia	724	499.313	-31.0
Cakara Alam (PNG) Ltd	Sumber Alam (PNG) Ltd	Aria Vanu Block 1 (21406)	18016	24/12/13	1312033	Saw/Veneer	Calophyllum	200	137.789	-31.1
Bismark Industries Ltd	Bismark Industries Ltd	Kapuluk Timber Project (11450)	17782	10/12/13	1310031	Saw/Veneer	Group 3	260	177.961	-31.6
Bismark Industries Ltd	Bismark Industries Ltd	Kapuluk Timber Project (11450)	17782	10/12/13	1310031	Saw/Veneer	Group 4	350	232.976	-33.4
Cakara Alam (PNG) Ltd	Cakara Alam (PNG) Ltd	Rottock Bay Consolidated (61402)	17882	16/12/13	1311008	Saw/Veneer	Taun	347	228.15	-34.3
Uni Rise Ltd	Lawrence Wood Ltd	Lolo Blk 2 Ext Aumo Camp (21412)	17954	04/12/13	1311103	Saw/Veneer	Terminalia	300	195.633	-34.8
Madang Timbers Ltd	Madang Timbers Ltd	Middle Ramu Block 1 (FMA 12-23)	17992	31/12/13	1311127	Saw/Veneer	Malas	145	93.377	-35.6
Kinmas Investment Ltd	Kinmas Investment Ltd	Lako Imila (PNGFAL - 682/10)	17935	13/12/13	1311074	Saw/Veneer	Group 3	450	287.329	-36.1
Rimbunan Hijau (PNG) Ltd	Gilford Limited	Sigite Mukus (FCA 15-07)	17921	08/12/13	1311057	Saw/Veneer	Calophyllum	700	440.377	-37.1
Rimbunan Hijau (PNG) Ltd	Niugini International Corporation Ltd	Vailala Block 1 (10214)	18003	24/12/13	1312015	Saw/Veneer	Group 4	875	545.092	-37.7
Uni Rise Ltd	Uni Rise Ltd	N'drahong West Coast Manus (11802)	17787	17/12/13	1310060	Saw/Veneer	Lophopetallum /Perupok	233.095	142.675	-38.8
Agri Bisnis Ltd	Agri Bisnis Ltd	Akarip - Autuvo (21407)	17845	05/12/13	1310130	Saw/Veneer	Group 2	119	72.344	-39.2
Low Impact Logging Ltd	Low Impact Logging Ltd	Buhem Mongi Busiga (11338)	17946	11/12/13	1311049	Saw/Veneer	Burckella	60	35.675	-40.5
Bewani Forest Product Ltd	Bewani Forest Product Ltd	W/Sepik Prov. (Portion 160C, FCA 10-03)	17968	17/12/13	1311119	Saw/Veneer	Lophopetallum /Perupok	5	2.926	-41.5
Low Impact Logging Ltd	Low Impact Logging Ltd	Buhem Mongi Busiga (11338)	17946	11/12/13	1311049	Saw/Veneer	Planchonella	60	35.036	-41.6
Cakara Alam (PNG) Ltd	Cakara Alam (PNG) Ltd	Rottock Bay Consolidated (61402)	17883	16/12/13	1311009	Saw/Veneer	Malas	278	161.334	-42.0
Rimbunan Hijau (PNG) Ltd	Niugini International Corporation Ltd	Vailala Block 1 (10214)	18003	24/12/13	1312015	Saw/Veneer	Erima	200	114.814	-42.6
Rimbunan Hijau (PNG) Ltd	Gilford Limited	Sigite Mukus (FCA 15-07)	18018	22/12/13	1312035	Saw/Veneer	Group 3	100	57.202	-42.8
Low Impact Logging Ltd	Low Impact Logging Ltd	Buhem Mongi Busiga (11338)	17946	11/12/13	1311049	Saw/Veneer	Kwila	60	34.287	-42.9
Rimbunan Hijau (PNG) Ltd	Gilford Limited	Sigite Mukus (FCA 15-07)	17995	30/12/13	1312004	Saw/Veneer	Pencil Cedar	13	7.388	-43.2
Agri Bisnis Ltd	Agri Bisnis Ltd	Akarip - Autuvo (21407)	17845	05/12/13	1310130	Saw/Veneer	Lophopetallum /Perupok	27	15.25	-43.5
Rimbunan Hijau (PNG) Ltd	Island Forest Resources Ltd	Anu Alimbit (21405)	17977	17/12/13	1311140	Saw/Veneer	PNG Walnut	50	28.196	-43.6
Rimbunan Hijau (PNG) Ltd	Niugini International Corporation Ltd	Turama (10212)	18000	24/12/13	1312013	Saw/Veneer	Hekakoro	100	55.942	-44.1
Cakara Alam (PNG) Ltd	Cakara Alam (PNG) Ltd	West Arawe (11453)	18053	30/12/13	1312092	Saw/Veneer	Planchonella	6	3.334	-44.4

Co. Grouping	Exporter	Site	SGS Ref No.	Date Exported	Permit Number	Grade	Species/ Group	Permit Vol. (m3)	Shipped Vol. (m3)	Discrep-ancy (%)
Rimbunan Hijau (PNG) Ltd	Niugini International Corporation Ltd	Turama (10212)	17971	16/12/13	1311122	Saw/Veneer	Canarium	100	55.475	-44.5
Cakara Alam (PNG) Ltd	Cakara Alam (PNG) Ltd	Rottock Bay Consolidated (61402)	18056	24/12/13	1312103	Saw/Veneer	Group 4	100	54.319	-45.7
Rimbunan Hijau (PNG) Ltd	Niugini International Corporation Ltd	Turama (10212)	17971	16/12/13	1311122	Saw/Veneer	Burckella	50	26.403	-47.2
Cakara Alam (PNG) Ltd	Cakara Alam (PNG) Ltd	Rottock Bay Consolidated (61402)	18015	24/12/13	1312034	Saw/Veneer	Dillenia	50	26.139	-47.7
Cakara Alam (PNG) Ltd	Cakara Alam (PNG) Ltd	Rottock Bay Consolidated (61402)	18056	24/12/13	1312103	Saw/Veneer	Group 2	50	26.085	-47.8
Rimbunan Hijau (PNG) Ltd	Gilford Limited	Sigite Mukus (FCA 15-07)	17998	14/12/13	1312007	Saw/Veneer	Calophyllum	200	104.021	-48.0
Rimbunan Hijau (PNG) Ltd	Niugini International Corporation Ltd	Turama (10212)	17938	01/12/13	1311077	Saw/Veneer	Burckella	20	10.21	-49.0
Rimbunan Hijau (PNG) Ltd	Niugini International Corporation Ltd	Turama (10212)	17938	01/12/13	1311077	Saw/Veneer	Calophyllum	50	24.887	-50.2
Rimbunan Hijau (PNG) Ltd	Gilford Limited	Sigite Mukus (FCA 15-07)	17921	08/12/13	1311057	Saw/Veneer	Taun	1000	487.415	-51.3
Rimbunan Hijau (PNG) Ltd	Niugini International Corporation Ltd	Turama (10212)	18000	24/12/13	1312013	Saw/Veneer	Lophopetallum /Perupok	50	23.622	-52.8
Cakara Alam (PNG) Ltd	Cakara Alam (PNG) Ltd	Rottock Bay Consolidated (61402)	17883	16/12/13	1311009	Saw/Veneer	Pencil Cedar	25	11.349	-54.6
CS Bos International Ltd	Stettin Bay Lumber Co. Ltd	Ania Kapiura Consolidated (11452)	17916	06/12/13	1311037	Plantation diam 30 - 39 cm: baby small	Group 2	2002	898.235	-55.1
Viva Success Ltd	Viva Success Ltd	Central New Ireland - (11642)	17944	06/12/13	1311075	Saw/Veneer	Lophopetallum /Perupok	26	11.661	-55.2
Rimbunan Hijau (PNG) Ltd	Gilford Limited	Sigite Mukus (FCA 15-07)	17942	03/12/13	1311046	Saw/Veneer	Canarium	100	44.49	-55.5
Rimbunan Hijau (PNG) Ltd	Niugini International Corporation Ltd	Turama (10212)	17971	16/12/13	1311122	Saw/Veneer	Planchonella	50	22.06	-55.9
Cakara Alam (PNG) Ltd	Cakara Alam (PNG) Ltd	Rottock Bay Consolidated (61402)	17883	16/12/13	1311009	Saw/Veneer	Erima	23	9.799	-57.4
Cakara Alam (PNG) Ltd	Cakara Alam (PNG) Ltd	Rottock Bay Consolidated (61402)	17882	16/12/13	1311008	Saw/Veneer	PNG Walnut	15	6.284	-58.1
Rimbunan Hijau (PNG) Ltd	Frontier Holdings Ltd	Vailala Blk 2 & 3 (10216)	17999	16/12/13	1312008	Saw/Veneer	Erima	160	65.19	-59.3
Rimbunan Hijau (PNG) Ltd	Island Forest Resources Ltd	Anu Alimbit (21405)	17977	17/12/13	1311140	Saw/Veneer	Group 2	100	40.19	-59.8
Rimbunan Hijau (PNG) Ltd	Gilford Limited	Sigite Mukus (FCA 15-07)	17995	30/12/13	1312004	Saw/Veneer	Burckella	3	1.179	-60.7
Rimbunan Hijau (PNG) Ltd	Niugini International Corporation Ltd	Turama (10212)	17938	01/12/13	1311077	Saw/Veneer	Planchonella	50	19.303	-61.4
Kinmas Investment Ltd	Kinmas Investment Ltd	Lako Imila (PNGFAL - 682/10)	17935	13/12/13	1311074	Saw/Veneer	Canarium	65	23.934	-63.2
Agri Bisnis Ltd	Agri Bisnis Ltd	Akarip - Autuvo (21407)	17845	05/12/13	1310130	Saw/Veneer	Planchonella	23	8.462	-63.2
Rimbunan Hijau (PNG) Ltd	Island Forest Resources Ltd	Anu Alimbit (21405)	17977	17/12/13	1311140	Saw/Veneer	Erima	100	36.343	-63.7
Rimbunan Hijau (PNG) Ltd	Gilford Limited	Sigite Mukus (FCA 15-07)	17998	14/12/13	1312007	Saw/Veneer	Group 2	100	36.289	-63.7

Co. Grouping	Exporter	Site	SGS Ref No.	Date Exported	Permit Number	Grade	Species/ Group	Permit Vol. (m3)	Shipped Vol. (m3)	Discrep-ancy (%)
Rimbunan Hijau (PNG) Ltd	Island Forest Resources Ltd	Anu Alimbit (21405)	17977	17/12/13	1311140	Saw/Veneer	Planchonella	60	20.727	-65.5
Rimbunan Hijau (PNG) Ltd	Island Forest Resources Ltd	Anu Alimbit (21405)	17977	17/12/13	1311140	Saw/Veneer	Burckella	50	16.862	-66.3
Cakara Alam (PNG) Ltd	Sumber Alam (PNG) Ltd	Aria Vanu Block 1 (21406)	18016	24/12/13	1312033	Saw/Veneer	Erima	5	1.664	-66.7
Cakara Alam (PNG) Ltd	Cakara Alam (PNG) Ltd	Rottock Bay Consolidated (61402)	17883	16/12/13	1311009	Saw/Veneer	Canarium	22	6.784	-69.2
Rimbunan Hijau (PNG) Ltd	Gilford Limited	Sigite Mukus (FCA 15-07)	17921	08/12/13	1311057	Saw/Veneer	Lophopetallum /Perupok	100	30.372	-69.6
Bismark Industries Ltd	Bismark Industries Ltd	Kapuluk Timber Project (11450)	17782	10/12/13	1310031	Saw/Veneer	Erima	70	20.702	-70.4
Rimbunan Hijau (PNG) Ltd	Niugini International Corporation Ltd	Vailala Block 1 (10214)	18003	24/12/13	1312015	Saw/Veneer	PNG Mersawa	50	13.884	-72.2
Rimbunan Hijau (PNG) Ltd	Niugini International Corporation Ltd	Turama (10212)	17971	16/12/13	1311122	Saw/Veneer	Erima	100	26.343	-73.7
Bismark Industries Ltd	Bismark Industries Ltd	Kapuluk Timber Project (11450)	17782	10/12/13	1310031	Saw/Veneer	Planchonella	20	5.171	-74.1
Cakara Alam (PNG) Ltd	Cakara Alam (PNG) Ltd	Rottock Bay Consolidated (61402)	17882	16/12/13	1311008	Saw/Veneer	Group 4	57	14.588	-74.4
Cakara Alam (PNG) Ltd	Cakara Alam (PNG) Ltd	Rottock Bay Consolidated (61402)	17883	16/12/13	1311009	Saw/Veneer	Planchonella	26	6.347	-75.6
Cakara Alam (PNG) Ltd	Cakara Alam (PNG) Ltd	East Arawe (11455)	17928	03/12/13	1311064	Saw/Veneer	Terminalia	650	158.465	-75.6
Rimbunan Hijau (PNG) Ltd	Gilford Limited	Sigite Mukus (FCA 15-07)	17942	03/12/13	1311046	Saw/Veneer	PNG Walnut	30	6.777	-77.4
Madang Timbers Ltd	Madang Timbers Ltd	Middle Ramu Block 1 (FMA 12-23)	17992	31/12/13	1311127	Saw/Veneer	Lophopetallum /Perupok	18	3.869	-78.5
Rimbunan Hijau (PNG) Ltd	Island Forest Resources Ltd	Anu Alimbit (21405)	17977	17/12/13	1311140	Saw/Veneer	Canarium	70	13.455	-80.8
Rimbunan Hijau (PNG) Ltd	Niugini International Corporation Ltd	Turama (10212)	17938	01/12/13	1311077	Saw/Veneer	Lophopetallum /Perupok	30	5.371	-82.1
Rimbunan Hijau (PNG) Ltd	Niugini International Corporation Ltd	Turama (10212)	17971	16/12/13	1311122	Saw/Veneer	Lophopetallum /Perupok	50	8.08	-83.8
CS Bos International Ltd	Stettin Bay Lumber Co. Ltd	Ania Kapiura Consolidated (11452)	17915	06/12/13	1311036	Saw/Veneer	Canarium	20	3.04	-84.8
Rimbunan Hijau (PNG) Ltd	Gilford Limited	Sigite Mukus (FCA 15-07)	17921	08/12/13	1311057	Saw/Veneer	Erima	100	14.019	-86.0
Rimbunan Hijau (PNG) Ltd	Gilford Limited	Sigite Mukus (FCA 15-07)	17942	03/12/13	1311046	Saw/Veneer	Group 2	50	6.894	-86.2
Cakara Alam (PNG) Ltd	Cakara Alam (PNG) Ltd	Rottock Bay Consolidated (61402)	17882	16/12/13	1311008	Saw/Veneer	Planchonella	24	2.858	-88.1
CS Bos International Ltd	Stettin Bay Lumber Co. Ltd	Ania Kapiura Consolidated (11452)	17915	06/12/13	1311036	Saw/Veneer	Taun	30	3.04	-89.9
Cakara Alam (PNG) Ltd	Cakara Alam (PNG) Ltd	Rottock Bay Consolidated (61402)	17882	16/12/13	1311008	Saw/Veneer	Group 3	120	10.576	-91.2

Total Volume Exported Where Shipped Volumes have Major Discrepancies From Endorsed Volumes: 85,477.678

Report - Monthly Document Delays for December / 2013

Date printed: 29/01/14 10:42:42 AM

Co. Grouping	Exporting Company	SGS Ref Number	Date LIR Recieved	Date Documents Recieved	Document Delay (No of days)
Agri Bisnis Ltd					
	Agri Bisnis Ltd				
		17845	24/12/13	16 / 02 / 14	54
		17941	24/12/13	16 / 02 / 14	54
	Number of Shipments / Av Delay	**2**			**54.0**
Number of Shipments / Av Delay		**2**			**54.0**
Amanab 56 Timber Investments Ltd					
	Amanab 56 Timber Investments Ltd				
		18004	27/12/13	03 / 04 / 14	97
		17948	09/12/13	26 / 02 / 14	79
		18005	23/12/13	03 / 04 / 14	101
	Number of Shipments / Av Delay	**3**			**92.3**
Number of Shipments / Av Delay		**3**			**92.3**
Bewani Forest Product Ltd					
	Bewani Forest Product Ltd				
		17968	22/12/13	01 / 04 / 14	100
	Number of Shipments / Av Delay	**1**			**100.0**
Number of Shipments / Av Delay		**1**			**100.0**
Bismark Industries Ltd					
	Bismark Industries Ltd				
		17782	13/12/13	05 / 03 / 14	82
	Number of Shipments / Av Delay	**1**			**82.0**
Number of Shipments / Av Delay		**1**			**82.0**
Cakara Alam (PNG) Ltd					
	Cakara Alam (PNG) Ltd				
		17937	23/12/13	07 / 02 / 14	46
		17910	23/12/13	06 / 02 / 14	45
		17903	24/12/13	06 / 02 / 14	44
	Number of Shipments / Av Delay	**3**			**45.0**
	Sumber Alam (PNG) Ltd				
		17936	23/12/13	07 / 02 / 14	46
		17909	23/12/13	07 / 02 / 14	46
	Number of Shipments / Av Delay	**2**			**46.0**
Number of Shipments / Av Delay		**5**			**45.4**
CS Bos International Ltd					
	Stettin Bay Lumber Co. Ltd				

Report - Monthly Document Delays for December / 2013

Date printed: 29/01/14 10:42:43 AM

Co. Grouping	Exporting Company	SGS Ref Number	Date LIR Recieved	Date Documents Recieved	Document Delay (No of days)
		17915	13/12/13	11 / 02 / 14	60
		17916	16/12/13	16 / 02 / 14	62
	Number of Shipments / Av Delay	**2**			**61.0**
Number of Shipments / Av Delay		**2**			**61.0**
Delta Timber Ltd					
	Delta Timber Ltd				
		17861	04/12/13	18 / 03 / 14	104
	Number of Shipments / Av Delay	**1**			**104.0**
Number of Shipments / Av Delay		**1**			**104.0**
Jambo Trak Limited					
	Jambo Trak Limited				
		17850	08/12/13	16 / 02 / 14	70
		17957	08/12/13	16 / 02 / 14	70
		17853	08/12/13	16 / 02 / 14	70
		17852	08/12/13	19 / 02 / 14	73
		17851	08/12/13	16 / 02 / 14	70
	Number of Shipments / Av Delay	**5**			**70.6**
Number of Shipments / Av Delay		**5**			**70.6**
Joinland PNG Ltd					
	Joinland PNG Ltd				
		17966	31/12/13	16 / 02 / 14	47
		17967	31/12/13	17 / 02 / 14	48
	Number of Shipments / Av Delay	**2**			**47.5**
Number of Shipments / Av Delay		**2**			**47.5**
Kerawara Ltd					
	KK Connections Ltd				
		17986	23/12/13	10 / 03 / 14	77
	Number of Shipments / Av Delay	**1**			**77.0**
Number of Shipments / Av Delay		**1**			**77.0**
Kinmas Investment Ltd					
	Kinmas Investment Ltd				
		17846	06/12/13	25 / 02 / 14	81
	Number of Shipments / Av Delay	**1**			**81.0**
Number of Shipments / Av Delay		**1**			**81.0**
Low Impact Logging Ltd					

Report - Monthly Document Delays for December / 2013

Date printed: 29/01/14 10:42:43 AM

Co. Grouping	Exporting Company	SGS Ref Number	Date LIR Recieved	Date Documents Recieved	Document Delay (No of days)
	Low Impact Logging Ltd				
		17946	30/12/13	16 / 02 / 14	48
	Number of Shipments / Av Delay	**1**			**48.0**
Number of Shipments / Av Delay		**1**			**48.0**
Open Bay Timber Ltd					
	Open Bay Timber Ltd				
		17961	30/12/13	26 / 02 / 14	58
		17962	30/12/13	26 / 02 / 14	58
		17963	30/12/13	26 / 02 / 14	58
		17964	30/12/13	26 / 02 / 14	58
	Number of Shipments / Av Delay	**4**			**58.0**
Number of Shipments / Av Delay		**4**			**58.0**
Rimbunan Hijau (PNG) Ltd					
	Island Forest Resources Ltd				
		17837	24/12/13	19 / 02 / 14	57
	Number of Shipments / Av Delay	**1**			**57.0**
	Sinaran Papua Ltd				
		17975	23/12/13	16 / 02 / 14	55
		17893	03/12/13	06 / 02 / 14	65
	Number of Shipments / Av Delay	**2**			**60.0**
	Timbers PNG Ltd				
		17812	02/12/13	07 / 02 / 14	67
		17836	02/12/13	06 / 02 / 14	66
		17908	02/12/13	06 / 02 / 14	66
		17917	02/12/13	06 / 02 / 14	66
	Number of Shipments / Av Delay	**4**			**66.3**
Number of Shipments / Av Delay		**7**			**63.1**
Samas Ltd					
	Samas Ltd				
		17947	01/12/13	11 / 02 / 14	72
		17848	01/12/13	11 / 02 / 14	72
		17849	01/12/13	11 / 02 / 14	72
		17930	01/12/13	11 / 02 / 14	72
		17929	01/12/13	11 / 02 / 14	72
	Number of Shipments / Av Delay	**5**			**72.0**
Number of Shipments / Av Delay		**5**			**72.0**
Uni Rise Ltd					

Report - Monthly Document Delays for December / 2013

Date printed: 29/01/14 10:42:43 AM

Co. Grouping	Exporting Company	SGS Ref Number	Date LIR Recieved	Date Documents Recieved	Document Delay (No of days)
	Lawrence Wood Ltd				
		17954	13/12/13	25 / 02 / 14	74
		17924	13/12/13	12 / 02 / 14	61
	Number of Shipments / Av Delay	**2**			**67.5**
Number of Shipments / Av Delay		**2**			**67.5**
Westenders Limited					
	Westenders Limited				
		17906	04/12/13	18 / 03 / 14	104
	Number of Shipments / Av Delay	**1**			**104.0**
Number of Shipments / Av Delay		**1**			**104.0**
WTK Realty Ltd					
	Amanab Forest Products Ltd				
		17863	10/12/13	19 / 02 / 14	71
		17919	06/12/13	19 / 02 / 14	75
		17940	17/12/13	19 / 02 / 14	64
		18007	19/12/13	27 / 02 / 14	70
		18034	22/12/13	27 / 02 / 14	67
	Number of Shipments / Av Delay	**5**			**69.4**
Number of Shipments / Av Delay		**5**			**69.4**
Monthly Number of Shipments / Average Delay		**49**			**67.2**

SGS

Log Export Average Prices by Log Grades, Groups and Species and by Log Exporter Parent Companies, for December - 2013

Date printed: 29/01/14 10:42:44 AM

Grade / Species Group / Species	Company/Group	Ave FOB USD/m3	Volume, m3
Saw/Veneer Group 1 Burckella			
Mean Company FOB Price: 89.74 USD/m3; Range: 80.00 - 95.00 USD/m3			
	Rimbunan Hijau (PNG) Ltd	95.00	2,025.477
	Viva Success Ltd	90.00	25.876
	Madang Timbers Ltd	90.00	6.874
	Joinland PNG Ltd	88.00	179.306
	Cakara Alam (PNG) Ltd	87.87	1,742.560
	WTK Realty Ltd	86.00	85.907
	Uni Rise Ltd	85.00	118.428
	Agri Bisnis Ltd	85.00	227.483
	Bewani Forest Product Ltd	85.00	386.962
	Bismark Industries Ltd	85.00	291.018
	Kinmas Investment Ltd	85.00	17.228
	Low Impact Logging Ltd	85.00	200.448
	Vanimo Jaya Ltd	85.00	23.539
	Lawrence Wood Ltd	85.00	101.243
	Kerawara Ltd	80.00	32.540
Saw/Veneer Group 1 Calophyllum			
Mean Company FOB Price: 108.09 USD/m3; Range: 100.00 - 115.04 USD/m3			
	Rimbunan Hijau (PNG) Ltd	115.04	4,800.476
	Viva Success Ltd	110.00	1,252.450
	Joinland PNG Ltd	108.00	4,423.151
	Cakara Alam (PNG) Ltd	107.94	3,653.702
	Vanimo Jaya Ltd	105.00	346.013
	Agri Bisnis Ltd	105.00	371.232
	Low Impact Logging Ltd	105.00	466.548
	Bewani Forest Product Ltd	105.00	129.083
	Bismark Industries Ltd	105.00	525.649
	Kinmas Investment Ltd	105.00	20.363
	Lawrence Wood Ltd	105.00	705.408
	Uni Rise Ltd	105.00	5,999.372
	WTK Realty Ltd	104.00	392.442
	Kerawara Ltd	100.00	834.922

Grade / Species Group / Species	Company/Group	Ave FOB USD/m3	Volume, m3

Saw/Veneer Group 1 Dillenia

Mean Company FOB Price: 87.07 USD/m3; Range: 80.00 - 95.00 USD/m3

Rimbunan Hijau (PNG) Ltd	95.00	1,752.145
Viva Success Ltd	90.00	228.337
Joinland PNG Ltd	88.00	389.180
WTK Realty Ltd	88.00	267.740
Cakara Alam (PNG) Ltd	87.43	2,554.890
Agri Bisnis Ltd	85.00	1,288.074
Bewani Forest Product Ltd	85.00	603.124
Bismark Industries Ltd	85.00	1,558.150
Lawrence Wood Ltd	85.00	650.080
Low Impact Logging Ltd	85.00	207.557
Vanimo Jaya Ltd	85.00	82.631
CS Bos International Ltd	81.00	75.128
Kerawara Ltd	80.00	325.082
Uni Rise Ltd	80.00	607.064

Saw/Veneer Group 1 Erima

Mean Company FOB Price: 88.67 USD/m3; Range: 80.00 - 95.02 USD/m3

Rimbunan Hijau (PNG) Ltd	95.02	1,860.970
Madang Timbers Ltd	90.00	60.446
Viva Success Ltd	90.00	642.701
Joinland PNG Ltd	88.00	78.045
WTK Realty Ltd	88.00	9.184
Cakara Alam (PNG) Ltd	85.81	931.700
Bewani Forest Product Ltd	85.00	149.339
Bismark Industries Ltd	85.00	20.702
Lawrence Wood Ltd	85.00	5.878
Low Impact Logging Ltd	85.00	97.769
Uni Rise Ltd	85.00	18.897
Vanimo Jaya Ltd	85.00	830.883
Kerawara Ltd	80.00	678.028

Grade / Species Group / Species	Company/Group	Ave FOB USD/m3	Volume, m3

Saw/Veneer Group 1 Grey Canarium

Mean Company FOB Price: 90.41 USD/m3; Range: 80.00 - 95.02 USD/m3

Rimbunan Hijau (PNG) Ltd	95.02	1,199.526
Viva Success Ltd	90.00	88.583
Madang Timbers Ltd	90.00	13.303
Cakara Alam (PNG) Ltd	88.45	362.213
Joinland PNG Ltd	88.00	133.559
Uni Rise Ltd	85.00	81.839
Agri Bisnis Ltd	85.00	48.293
Bewani Forest Product Ltd	85.00	20.072
Bismark Industries Ltd	85.00	10.790
Lawrence Wood Ltd	85.00	128.912
Low Impact Logging Ltd	85.00	308.291
Vanimo Jaya Ltd	85.00	90.882
Kerawara Ltd	80.00	70.220

Saw/Veneer Group 1 Hekakoro

Mean Company FOB Price: 94.87 USD/m3; Range: 90.00 - 95.00 USD/m3

Rimbunan Hijau (PNG) Ltd	95.00	523.311
Cakara Alam (PNG) Ltd	90.00	13.425

Saw/Veneer Group 1 Kwila

Mean Company FOB Price: 233.90 USD/m3; Range: 210.00 - 240.00 USD/m3

Amanab 56 Timber Investments Ltd	240.00	8,065.935
Cakara Alam (PNG) Ltd	240.00	166.197
Joinland PNG Ltd	240.00	170.553
Rimbunan Hijau (PNG) Ltd	240.00	207.290
WTK Realty Ltd	234.47	22,900.770
Bewani Forest Product Ltd	233.03	13,097.900
Jambo Trak Limited	231.11	9,316.638
Lawrence Wood Ltd	230.00	160.560
Viva Success Ltd	230.00	159.532
Madang Timbers Ltd	230.00	6,674.115
Uni Rise Ltd	227.68	40.071
Low Impact Logging Ltd	218.00	34.287
Kerawara Ltd	210.00	16.499

Grade / Species Group / Species	Company/Group	Ave FOB USD/m3	Volume, m3

Saw/Veneer Group 1 Lophopetallum/Perupok

Mean Company FOB Price: 93.94 USD/m3; Range: 80.00 - 104.12 USD/m3

	Uni Rise Ltd	104.12	418.233
	Rimbunan Hijau (PNG) Ltd	95.00	278.745
	Madang Timbers Ltd	90.00	3.869
	Viva Success Ltd	90.00	37.451
	Joinland PNG Ltd	88.00	108.451
	Cakara Alam (PNG) Ltd	87.25	235.117
	Low Impact Logging Ltd	85.00	30.379
	Agri Bisnis Ltd	85.00	23.226
	Bewani Forest Product Ltd	85.00	2.926
	Lawrence Wood Ltd	85.00	75.528
	Vanimo Jaya Ltd	85.00	37.908
	Kerawara Ltd	80.00	47.255

Saw/Veneer Group 1 Malas

Mean Company FOB Price: 90.94 USD/m3; Range: 80.00 - 95.15 USD/m3

	Rimbunan Hijau (PNG) Ltd	95.15	14,868.299
	Madang Timbers Ltd	90.00	93.377
	Joinland PNG Ltd	90.00	180.003
	Cakara Alam (PNG) Ltd	87.03	7,033.697
	WTK Realty Ltd	87.00	254.928
	Bewani Forest Product Ltd	85.00	584.232
	Bismark Industries Ltd	85.00	1,109.482
	Lawrence Wood Ltd	85.00	922.778
	Low Impact Logging Ltd	85.00	210.961
	Uni Rise Ltd	85.00	1,848.350
	Vanimo Jaya Ltd	85.00	46.708
	Agri Bisnis Ltd	85.00	406.883
	CS Bos International Ltd	81.00	41.342
	Kerawara Ltd	80.00	271.622

Grade / Species Group / Species	Company/Group	Ave FOB USD/m3	Volume, m3

Saw/Veneer Group 1 Pencil Cedar

Mean Company FOB Price: 109.66 USD/m3; Range: 100.00 - 115.00 USD/m3

Rimbunan Hijau (PNG) Ltd	115.00	2,747.892
Madang Timbers Ltd	110.00	103.803
Viva Success Ltd	110.00	1,213.862
Joinland PNG Ltd	108.00	283.546
Cakara Alam (PNG) Ltd	107.43	991.221
Agri Bisnis Ltd	105.00	118.166
Bewani Forest Product Ltd	105.00	841.343
Bismark Industries Ltd	105.00	109.580
Kinmas Investment Ltd	105.00	131.165
Lawrence Wood Ltd	105.00	99.808
Low Impact Logging Ltd	105.00	182.594
Vanimo Jaya Ltd	105.00	375.243
WTK Realty Ltd	105.00	240.395
Uni Rise Ltd	105.00	194.142
Kerawara Ltd	100.00	182.922

Saw/Veneer Group 1 PNG Mersawa

Mean Company FOB Price: 110.43 USD/m3; Range: 105.00 - 119.29 USD/m3

Rimbunan Hijau (PNG) Ltd	119.29	1,184.886
WTK Realty Ltd	110.00	1,355.643
Vanimo Jaya Ltd	108.00	1,581.149
Bewani Forest Product Ltd	105.00	540.443
Kinmas Investment Ltd	105.00	575.557

Saw/Veneer Group 1 PNG Walnut

Mean Company FOB Price: 84.92 USD/m3; Range: 79.07 - 90.00 USD/m3

Viva Success Ltd	90.00	51.366
Madang Timbers Ltd	90.00	157.093
Cakara Alam (PNG) Ltd	87.12	250.394
Rimbunan Hijau (PNG) Ltd	85.02	1,152.006
Agri Bisnis Ltd	85.00	11.557
Bewani Forest Product Ltd	85.00	67.156
Bismark Industries Ltd	85.00	117.372
Lawrence Wood Ltd	85.00	4.168
Low Impact Logging Ltd	85.00	64.013
WTK Realty Ltd	84.00	47.565
Kerawara Ltd	80.00	76.174
Vanimo Jaya Ltd	79.07	224.986

Saw/Veneer Group 1 Red Canarium

Mean Company FOB Price: 88.39 USD/m3; Range: 80.00 - 95.02 USD/m3

Rimbunan Hijau (PNG) Ltd	95.02	1,384.113
Viva Success Ltd	90.00	49.189
Madang Timbers Ltd	90.00	495.656
Cakara Alam (PNG) Ltd	88.59	2,682.557
Joinland PNG Ltd	88.00	675.933
Agri Bisnis Ltd	85.00	593.505
Bewani Forest Product Ltd	85.00	253.749
Bismark Industries Ltd	85.00	128.432
Kinmas Investment Ltd	85.00	23.934
Lawrence Wood Ltd	85.00	588.658
Low Impact Logging Ltd	85.00	282.437
Uni Rise Ltd	85.00	249.024
Vanimo Jaya Ltd	85.00	340.739
WTK Realty Ltd	85.00	263.614
CS Bos International Ltd	81.00	3.040
Kerawara Ltd	80.00	124.228

Saw/Veneer Group 1 Red Planchonella

Mean Company FOB Price: 89.58 USD/m3; Range: 85.00 - 95.00 USD/m3

Rimbunan Hijau (PNG) Ltd	95.00	135.910
Vanimo Jaya Ltd	91.00	17.680
Viva Success Ltd	90.00	16.803
Madang Timbers Ltd	90.00	27.273
Cakara Alam (PNG) Ltd	88.99	100.854
Joinland PNG Ltd	88.00	10.004
WTK Realty Ltd	88.00	43.986
Agri Bisnis Ltd	85.00	5.812
Bewani Forest Product Ltd	85.00	113.731
Low Impact Logging Ltd	85.00	19.606

Grade / Species Group / Species	Company/Group	Ave FOB USD/m3	Volume, m3

Saw/Veneer Group 1 Taun

Mean Company FOB Price: 108.60 USD/m3; Range: 100.00 - 115.06 USD/m3

Rimbunan Hijau (PNG) Ltd	115.06	14,981.011
Madang Timbers Ltd	110.00	438.942
Viva Success Ltd	110.00	3,957.820
Joinland PNG Ltd	108.00	180.191
Cakara Alam (PNG) Ltd	105.32	7,218.374
Agri Bisnis Ltd	105.00	426.545
Bewani Forest Product Ltd	105.00	396.678
Bismark Industries Ltd	105.00	1,617.750
Kinmas Investment Ltd	105.00	154.070
Lawrence Wood Ltd	105.00	1,482.288
Low Impact Logging Ltd	105.00	1,135.382
Vanimo Jaya Ltd	105.00	5,226.507
WTK Realty Ltd	104.00	1,327.379
CS Bos International Ltd	103.00	3.040
Uni Rise Ltd	101.85	2,610.011
Kerawara Ltd	100.00	2,088.779

Saw/Veneer Group 1 Terminalia

Mean Company FOB Price: 89.56 USD/m3; Range: 80.00 - 95.03 USD/m3

Rimbunan Hijau (PNG) Ltd	95.03	4,846.077
Madang Timbers Ltd	90.00	485.929
Viva Success Ltd	90.00	692.920
Cakara Alam (PNG) Ltd	89.36	4,668.010
Joinland PNG Ltd	88.00	114.503
WTK Realty Ltd	86.00	427.999
Agri Bisnis Ltd	85.00	435.645
Bewani Forest Product Ltd	85.00	504.993
Bismark Industries Ltd	85.00	114.610
Kinmas Investment Ltd	85.00	32.433
Low Impact Logging Ltd	85.00	496.827
Vanimo Jaya Ltd	85.00	232.336
Lawrence Wood Ltd	85.00	805.729
Uni Rise Ltd	84.88	529.018
Kerawara Ltd	80.00	1,046.776

Grade / Species Group / Species	Company/Group	Ave FOB USD/m3	Volume, m3

Saw/Veneer Group 1 White Planchonella

Mean Company FOB Price: 91.29 USD/m3; Range: 80.00 - 95.00 USD/m3

Rimbunan Hijau (PNG) Ltd	95.00	1,172.446
Madang Timbers Ltd	90.00	21.114
Viva Success Ltd	90.00	90.085
Joinland PNG Ltd	88.00	11.628
Cakara Alam (PNG) Ltd	87.17	338.945
Agri Bisnis Ltd	85.00	41.019
Bismark Industries Ltd	85.00	5.171
Lawrence Wood Ltd	85.00	27.898
Vanimo Jaya Ltd	85.00	65.185
Low Impact Logging Ltd	85.00	76.948
Uni Rise Ltd	83.17	107.961
Kerawara Ltd	80.00	47.609

Saw/Veneer Group 2

Mean Company FOB Price: 79.87 USD/m3; Range: 70.00 - 85.01 USD/m3

Rimbunan Hijau (PNG) Ltd	85.01	3,529.155
Madang Timbers Ltd	85.00	361.678
Joinland PNG Ltd	80.00	680.268
Low Impact Logging Ltd	80.00	398.605
Viva Success Ltd	80.00	642.204
Cakara Alam (PNG) Ltd	78.93	2,478.485
Uni Rise Ltd	78.33	501.754
Vanimo Jaya Ltd	78.18	720.286
WTK Realty Ltd	78.00	287.790
CS Bos International Ltd	76.00	9.043
Agri Bisnis Ltd	75.00	291.925
Kinmas Investment Ltd	75.00	1,720.794
Lawrence Wood Ltd	75.00	169.576
Bewani Forest Product Ltd	75.00	322.285
Bismark Industries Ltd	75.00	187.599
Kerawara Ltd	70.00	225.866

Grade / Species Group / Species	Company/Group	Ave FOB USD/m3	Volume, m3

Saw/Veneer Group 3

Mean Company FOB Price: 74.57 USD/m3; Range: 65.00 - 80.04 USD/m3

Rimbunan Hijau (PNG) Ltd	80.04	11,412.084
Madang Timbers Ltd	80.00	2,307.126
Low Impact Logging Ltd	75.00	834.849
Viva Success Ltd	75.00	2,766.449
Joinland PNG Ltd	75.00	1,899.954
Cakara Alam (PNG) Ltd	73.40	5,273.651
WTK Realty Ltd	73.00	606.251
Vanimo Jaya Ltd	72.55	1,288.794
CS Bos International Ltd	71.00	72.296
Agri Bisnis Ltd	70.00	607.071
Bewani Forest Product Ltd	70.00	2,220.368
Bismark Industries Ltd	70.00	177.961
Kinmas Investment Ltd	70.00	287.329
Uni Rise Ltd	67.11	5,295.093
Kerawara Ltd	65.00	512.443
Lawrence Wood Ltd	65.00	824.836

Saw/Veneer Group 4

Mean Company FOB Price: 70.35 USD/m3; Range: 60.00 - 75.04 USD/m3

Rimbunan Hijau (PNG) Ltd	75.04	13,774.735
Madang Timbers Ltd	75.00	1,760.108
Joinland PNG Ltd	70.00	961.132
Low Impact Logging Ltd	70.00	1,719.788
Viva Success Ltd	70.00	3,245.643
Cakara Alam (PNG) Ltd	68.33	5,904.798
Vanimo Jaya Ltd	68.26	3,571.786
Uni Rise Ltd	66.76	2,549.690
CS Bos International Ltd	66.00	80.922
WTK Realty Ltd	66.00	937.192
Agri Bisnis Ltd	65.00	1,920.273
Bewani Forest Product Ltd	65.00	1,500.427
Bismark Industries Ltd	65.00	232.976
Lawrence Wood Ltd	65.00	1,547.621
Kerawara Ltd	60.00	526.529
Kinmas Investment Ltd	60.00	432.430

Plantation diam 60+ cm: regular Kamarere

Mean Company FOB Price: 99.33 USD/m3; Range: 99.00 - 100.00 USD/m3

CS Bos International Ltd	100.00	329.624
Open Bay Timber Ltd	99.00	662.062

Grade / Species Group / Species	Company/Group	Ave FOB USD/m3	Volume, m3
Plantation diam 50 - 59 cm: small Kamarere			
Mean Company FOB Price: 90.00 USD/m3; Range: 90.00 - 90.00 USD/m3			
	CS Bos International Ltd	90.00	1,614.075
	Open Bay Timber Ltd	90.00	2,057.076
Plantation diam 40 - 49 cm: super small Kamarere			
Mean Company FOB Price: 85.00 USD/m3; Range: 85.00 - 85.00 USD/m3			
	Open Bay Timber Ltd	85.00	4,785.201
	CS Bos International Ltd	85.00	3,006.754
Plantation diam 30 - 39 cm: baby small Kamarere			
Mean Company FOB Price: 75.00 USD/m3; Range: 75.00 - 75.00 USD/m3			
	CS Bos International Ltd	75.00	898.235
	Open Bay Timber Ltd	75.00	5,088.843
Plantation diam 20 - 29 cm: tiny small Kamarere			
Mean Company FOB Price: 44.00 USD/m3; Range: 44.00 - 44.00 USD/m3			
	Open Bay Timber Ltd	44.00	311.885
Low Grade			
Mean Company FOB Price: 65.00 USD/m3; Range: 65.00 - 65.00 USD/m3			
	Low Impact Logging Ltd	65.00	769.577

Annual Export Quotas and Log Export Volumes during the Current Quota Period

Site	Quota Start Date	Quota End Date	Quota (m3)	Exported (m3)*	% of Quota Exported
Integrated Agriculture Proj. (FCA 16-02)				96,156	Quota Data Unavailable
Lolo Block 2 (21403)				12,035	Quota Data Unavailable
Central New Ireland - (11642)				94,345	Quota Data Unavailable
DANFU Block 12,13,14,15&18 (11640)				75,333	Quota Data Unavailable
East Arawe (11455)				61,166	Quota Data Unavailable
East Fergusson (10404)				15,513	Quota Data Unavailable
East Kikori (Urama Gopera) (10215)				5,522	Quota Data Unavailable
Buhem Mongi Busiga (11338)				16,916	Quota Data Unavailable
Illi Wawas Int Ag Proj FCA 15-02 (3157				18,471	Quota Data Unavailable
Brown River/Kuriva (10337)				2,450	Quota Data Unavailable
Kapuluk Timber Project (11450)				31,691	Quota Data Unavailable
Lako Imila (PNGFAL - 682/10)				80,652	Quota Data Unavailable
Lolo Blk 1 Silimate Camp (21402)				32,008	Quota Data Unavailable
Lolo Blk 2 - Geren Camp (21403)				23,758	Quota Data Unavailable
Lolo Blk 2 Ext Aumo Camp (21412)				33,741	Quota Data Unavailable
Lolo Blk 2 Ext. WNBP PNGFAL-785/13				12,366	Quota Data Unavailable

*during quota period

Site	Quota Start Date	Quota End Date	Quota (m3)	Exported (m3)*	% of Quota Exported
Aitape Lumi Consolidated FMA (61003)				44,837	Quota Data Unavailable
Illi Wawas - Masarau - (FCA 15-02)				45,365	Quota Data Unavailable
Aria Vanu Block 1 (21406)				48,556	Quota Data Unavailable
Aitape W. Port. 248C AFP FCA1002 (31				17,308	Quota Data Unavailable
Akarip - Autuvo (21407)				15,055	Quota Data Unavailable
Alimbit Andru (21408)				35,388	Quota Data Unavailable
Amanab Blocks 1-4 FMA (61001)				125,402	Quota Data Unavailable
Amanab Blocks 5 & 6 FMA 110-4 (6100				79,660	Quota Data Unavailable
Amaroh West Coast Jaha Manus (2180				10,815	Quota Data Unavailable
Central Arawe (11454)				33,457	Quota Data Unavailable
Anu Alimbit (21405)				35,588	Quota Data Unavailable
Lolobao Int/Agri. Reforest. (FCA14-01)				79,526	Quota Data Unavailable
Autuvo Extension (21407)				3,392	Quota Data Unavailable
Awio Amgen (21409)				55,556	Quota Data Unavailable
Betelung-Tutula Road Alignment (TA16-				3,574	Quota Data Unavailable
Bewani, Finchin (21001)				35,221	Quota Data Unavailable
Bewani, Mushu (21001)				24,763	Quota Data Unavailable
Bewani, West Sepik LFA 10-1				34,973	Quota Data Unavailable
Bonua Magarida TRP (10328)				21,312	Quota Data Unavailable
Ania Kapiura Consolidated (11452)				53,689	Quota Data Unavailable
Umbukul Blk4 Inter. Agri. Pro. (TA16-65)				3,353	Quota Data Unavailable
Lolo Block 1 (214-02)				10,422	Quota Data Unavailable

*during quota period

Site	Quota Start Date	Quota End Date	Quota (m3)	Exported (m3)*	% of Quota Exported
Turama Extension - Omati West (10212				5,890	Quota Data Unavailable
Turama Extension - Sirebi East (10212a				3,414	Quota Data Unavailable
Turama Extension - Sirebi West (10212				21,845	Quota Data Unavailable
Umboi Island (11327)				18,347	Quota Data Unavailable
Umbukul Blk1 Inter.Agri. Pro. (TA 16-62)				6,626	Quota Data Unavailable
Turama (10212)				119,651	Quota Data Unavailable
Umbukul Blk3 Int. Agr. Pro. (TA 16-64)				663	Quota Data Unavailable
Toriu Head Waters FCA 15-04 (31504)				60,803	Quota Data Unavailable
Vailala Blk 2 & 3 (10216)				40,051	Quota Data Unavailable
Vailala Block 1 (10214)				35,306	Quota Data Unavailable
W/Sepik Prov. (Portion 160C, FCA 10-0				102,888	Quota Data Unavailable
Wawoi Guavi (10107)				88,285	Quota Data Unavailable
West Arawe (11453)				37,631	Quota Data Unavailable
Wewak Turubu, East Sepik (FCA1101)				83,350	Quota Data Unavailable
Wipim Tapila FMA (10110)				33,239	Quota Data Unavailable
Umbukul Blk2 Inter Agri.Proj.(TA1663)				9,522	Quota Data Unavailable
Patu Mission Road (TA18-10)				5,411	Quota Data Unavailable
Madedua Ext. Mengen (FCA 10-03)				12,915	Quota Data Unavailable
Makapa Timber Area (10109)				137,969	Quota Data Unavailable
Marienberg (FCA 1102)				57,010	Quota Data Unavailable
Middle Ramu Block 1 (FMA 12-23)				25,171	Quota Data Unavailable
N'drahong West Coast Manus (11802)				28,602	Quota Data Unavailable

*during quota period

Site	Quota Start Date	Quota End Date	Quota (m3)	Exported (m3)*	% of Quota Exported
Noipuas - (TA 16-64)				5,692	Quota Data Unavailable
Turama Extension - Faia (10212a)				57,661	Quota Data Unavailable
Passismanua Block 1 Alimbit Camp (21				33,800	Quota Data Unavailable
Yema Gaepa (105-01)				47,538	Quota Data Unavailable
Raicoast TRP Project (11218)				3,943	Quota Data Unavailable
Rottock Bay Consolidated (61402)				49,405	Quota Data Unavailable
Schotiaho Cocoa Estate Dev. (FCA 10-0				46,168	Quota Data Unavailable
Sigite Mukus (FCA 15-07)				198,326	Quota Data Unavailable
Sogeram (11220)				22,645	Quota Data Unavailable
Sogeram TRP - (11220)				57,195	Quota Data Unavailable
Suikol-Makolkol Int. Agri. (FCA 1505)				54,985	Quota Data Unavailable
Open Bay Consolidated [Pltn] (11501)				111,150	Quota Data Unavailable

*during quota period